


4448 m.

Qualifying Results

	Rider	Nation Team	Motorcycle	Time	Lap	Total	Gap	Top Speed
1	9 Jorge NAVARRO	SPA Beta Tools Speed Up	SPEED UP	Q2 1'33.565	4	6		292.0
2	41 Brad BINDER	RSA Red Bull KTM Ajo	KTM	Q2 1'33.886	4	6	0.321 0.321	290.5
3	10 Luca MARINI	ITA SKY Racing Team VR46	KALEX	Q2 1'33.934	3	7	0.369 0.048	292.8
4	21 Fabio DI GIANNANTONI	ITA Beta Tools Speed Up	SPEED UP	Q2 1'33.936	4	6	0.371 0.002	290.5
5	88 Jorge MARTIN	SPA Red Bull KTM Ajo	KTM	Q2 1'33.941	4	6	0.376 0.005	291.2
6	22 Sam LOWES	GBR Federal Oil Gresini Moto2	KALEX	Q2 1'34.041	4	5	0.476 0.100	292.8
7	73 Alex MARQUEZ	SPA EG 0,0 Marc VDS	KALEX	Q2 1'34.136	5	7	0.571 0.095	292.0
8	2 Jesko RAFFIN	SWI NTS RW Racing GP	NTS	Q2 1'34.243	4	7	0.678 0.107	284.4
9	72 Marco BEZZECCHI	ITA Red Bull KTM Tech 3	KTM	Q2 1'34.250	4	8	0.685 0.007	288.1
10	27 Iker LECUONA	SPA monday.com American Racing	KTM	Q2 1'34.257	3	5	0.692 0.007	292.0
11	12 Thomas LUTHI	SWI Dynavolt Intact GP	KALEX	Q2 1'34.293	4	6	0.728 0.036	293.6
12	45 Tetsuta NAGASHIMA	JPN ONEXO TKKR SAG Team	KALEX	Q2 1'34.399	3	5	0.834 0.106	296.8
13	11 Nicolo BULEGA	ITA SKY Racing Team VR46	KALEX	Q2 1'34.497	4	7	0.932 0.098	293.6
14	62 Stefano MANZI	ITA MV Agusta Temporary Forward	MV AGUSTA	Q2 1'34.663	4	5	1.098 0.166	292.0
15	87 Remy GARDNER	AUS ONEXO TKKR SAG Team	KALEX	Q2 1'34.694	4	6	1.129 0.031	296.8
16	97 Xavi VIERGE	SPA EG 0,0 Marc VDS	KALEX	Q2 1'34.730	2	7	1.165 0.036	291.2
17	40 Augusto FERNANDEZ	SPA FLEXBOX HP 40	KALEX	Q2 1'35.173	4	6	1.608 0.443	289.7
18	33 Enea BASTIANINI	ITA Italtrans Racing Team	KALEX	Q2 1'36.305	2	6	2.740 1.132	291.2
19	7 Lorenzo BALDASSARRI	ITA FLEXBOX HP 40	KALEX	Q1 1'34.812	7	8 (*)	0.455	292.0
20	64 Bo BENDSNEYDER	NED NTS RW Racing GP	NTS	Q1 1'34.970	4	8 (*)	0.613 0.158	291.2
21	23 Marcel SCHROTTER	GER Dynavolt Intact GP	KALEX	Q1 1'35.012	8	8 (*)	0.655 0.042	296.0
22	16 Joe ROBERTS	USA monday.com American Racing	KTM	Q1 1'35.072	8	8 (*)	0.715 0.060	292.0
23	5 Andrea LOCATELLI	ITA Italtrans Racing Team	KALEX	Q1 1'35.220	8	8 (*)	0.863 0.148	292.8
24	77 Dominique AEGERTER	SWI MV Agusta Temporary Forward	MV AGUSTA	Q1 1'35.388	7	8 (*)	1.031 0.168	286.6
25	96 Jake DIXON	GBR Gaviota Angel Nieto Team	KTM	Q1 1'35.401	8	8 (*)	1.044 0.013	290.5
26	65 Philipp OETTL	GER Red Bull KTM Tech 3	KTM	Q1 1'36.003	6	8 (*)	1.646 0.602	288.9
27	54 Mattia PASINI	ITA Tasca Racing Scuderia Moto2	KALEX	Q1 1'36.320	7	7 (*)	1.963 0.317	288.9
28	35 Somkiat CHANTRA	THA IDEMITSU Honda Team Asia	KALEX	Q1 1'36.750	8	8 (*)	2.393 0.430	286.6
29	18 Xavi CARDELUS	AND Gaviota Angel Nieto Team	KTM	Q1 1'37.206	8	8 (*)	2.849 0.456	286.6
30	47 Adam NORRODIN	MAL Petronas Sprinta Racing	KALEX	Q1 1'37.376	6	8 (*)	3.019 0.170	288.9
31	3 Lukas TULOVIC	GER Kiefer Racing	KTM	Q1 1'37.533	8	8 (*)	3.176 0.157	285.9
32	20 Dimas EKKY PRATAMA	INA IDEMITSU Honda Team Asia	KALEX	Q1 1'39.830	3	8 (*)	5.473 2.297	280.0


The results are provisional until the end of the limit for protest and appeals.

Time limit for protest expires 60' after publication of the results - Mr. Time:

These data/results cannot be reproduced, stored and/or transmitted in whole or in part by any manner of electronic, mechanical, photocopying, recording, broadcasting or otherwise now known or herein after developed without the previous express consent by the copyright owner, except for reproduction in daily press and regular printed publications on sale to the public within 60 days of the event related to those data/results and always provided that copyright symbol appears together as follows below.

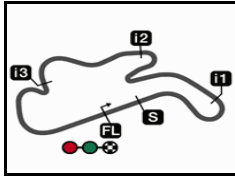
© DORNA, 2019

Phillip Island

Results and timing service provided by  TISSOT

Moto2™

PRAMAC GENERAC AUSTRALIAN MOTORCYCLE GP



4448 m.

Qualifying Results

20



Rider

Nation Team

Motorcycle

Time Lap Total

Gap

Top Speed

* Gap with the fastest rider in the Q1 session.

Pole Position:		Jorge NAVARRO	1'33.565	171.1 Km/h
Q1 Best Lap:	Lap 6	Sam LOWES	(*) 1'34.357	169.7 Km/h
Best Race Lap:	2013	Alex DE ANGELIS	1'32.814	172.5 Km/h
All Time Lap Record:	2014	Tito RABAT	1'32.470	173.1 Km/h

The results are provisional until the end of the limit for protest and appeals.

Time limit for protest expires 60' after publication of the results - Mr. Time:

These data/results cannot be reproduced, stored and/or transmitted in whole or in part by any manner of electronic, mechanical, photocopying, recording, broadcasting or otherwise now known or herein after developed without the previous express consent by the copyright owner, except for reproduction in daily press and regular printed publications on sale to the public within 60 days of the event related to those data/results and always provided that copyright symbol appears together as follows below.

© DORNA, 2019

Official MotoGP Timing by TISSOT
www.motogp.com

Phillip Island, Saturday, October 26, 2019

