

# MOTUL Argentinian Round, 12 - 14 October 2018

## GP3 de las Américas - Free Practices Combined Results

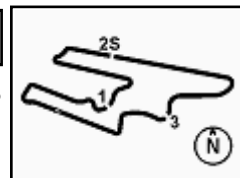
San Juan Villicum Circuit 4.276 m

No.	Rider	Nat	Team	Bike	FP1	FP2	FP3	Time	Gap	Rel.	Avg Laps
1	<b>77 M. SCHEIB</b>	CHI	Ale Cento Racing	Kawasaki Ninja 400	2'12.674	<b>2'04.436</b>		<b>2'04.436</b>			123,707 24
2	<b>10 A. D'ANGELO</b>	CHI	Team Kawasaki Cidef - RRS	Kawasaki Ninja 400	2'13.514	<b>2'06.099</b>		<b>2'06.099</b>	1.663	1.663	122,076 23
3	<b>19 B. MOLINA</b>	CHI	Punto Moto	Kawasaki Ninja 400	2'14.253	<b>2'06.238</b>		<b>2'06.238</b>	1.802	0.139	121,941 21
4	<b>41 C. MORALES</b>	ARG	Morales Racing	Kawasaki Ninja 400	2'12.002	<b>2'07.244</b>		<b>2'07.244</b>	2.808	1.006	120,977 21
5	<b>151 A. DONATTI</b>	ARG	Moscattello Team	Yamaha R3	2'14.865	<b>2'07.488</b>		<b>2'07.488</b>	3.052	0.244	120,745 23
6	<b>99 I. CARREÑO</b>	CHI	Rodeo Energy Drink	Kawasaki Ninja 400	2'14.241	<b>2'07.679</b>		<b>2'07.679</b>	3.243	0.191	120,565 24
7	<b>91 L. ESPEJO</b>	ARG	KTM ICASA	KTM RC390	2'14.860	<b>2'07.761</b>		<b>2'07.761</b>	3.325	0.082	120,487 24
8	<b>71 M. VILLALOBOS</b>	ARG	Moscattello Team	Yamaha R3	2'14.721	<b>2'08.011</b>		<b>2'08.011</b>	3.575	0.250	120,252 23
9	<b>72 A. OLIVA</b>	ARG	Quinta Sport	Yamaha R3	2'15.806	<b>2'08.279</b>		<b>2'08.279</b>	3.843	0.268	120,001 22
10	<b>82 L. SILVI</b>	ARG	ZP Racing	Yamaha R3	2'13.743	<b>2'08.558</b>		<b>2'08.558</b>	4.122	0.279	119,741 23
11	<b>32 R. CHIO</b>	CHI	PointMotos	Kawasaki Ninja 400	2'16.818	<b>2'08.814</b>		<b>2'08.814</b>	4.378	0.256	119,503 21
12	<b>80 F. CARREÑO</b>	CHI	Rodeo Energy Drink	Kawasaki Ninja 400	2'20.094	<b>2'08.834</b>		<b>2'08.834</b>	4.398	0.020	119,484 23
13	<b>61 M. QUIROGA</b>	ARG	Ale Cento Racing	Yamaha R3		<b>2'08.956</b>		<b>2'08.956</b>	4.520	0.122	119,371 11
14	<b>67 F. PIANELLI</b>	ARG	Quinta Sport	Yamaha R3	2'15.542	<b>2'09.436</b>		<b>2'09.436</b>	5.000	0.480	118,928 25
15	<b>777 J. RODRIGUEZ</b>	ARG	Moscattello Team	Yamaha R3	2'15.966	<b>2'10.049</b>		<b>2'10.049</b>	5.613	0.613	118,368 23
16	<b>24 M. GIACONI</b>	ARG	Honda Ramon Suarez Racing	Honda CBR 500	2'18.940	<b>2'10.222</b>		<b>2'10.222</b>	5.786	0.173	118,210 20
17	<b>92 S. MASCALI</b>	ARG	TRH Racing	KTM RC390	2'17.525	<b>2'10.580</b>		<b>2'10.580</b>	6.144	0.358	117,886 20
18	<b>58 B. NOVILLO</b>	ARG	MM Competicion	Yamaha R3	2'18.156	<b>2'10.912</b>		<b>2'10.912</b>	6.476	0.332	117,587 19
19	<b>52 L. MERCADO</b>	ARG	Ale Cento Racing	Yamaha R3	2'15.070	<b>2'10.915</b>		<b>2'10.915</b>	6.479	0.003	117,585 23
20	<b>102 J. NACIMIENTO</b>	ARG	KTM ICASA	KTM RC390	2'15.869	<b>2'11.554</b>		<b>2'11.554</b>	7.118	0.639	117,014 23
21	<b>66 M. SOTO</b>	ARG	Oma Team Racing	Yamaha R3	2'22.162	<b>2'12.840</b>		<b>2'12.840</b>	8.404	1.286	115,881 22
22	<b>44 E. LAGOS</b>	CHI	PointMotos	Yamaha R3	2'18.030	<b>2'14.157</b>		<b>2'14.157</b>	9.721	1.317	114,743 20
23	<b>57 N. CREXELL</b>	ARG	KTM ICASA	KTM RC390		<b>2'14.572</b>		<b>2'14.572</b>	10.136	0.415	114,389 12
24	<b>29 E. MUÑOZ</b>	CHI	Garete Motos	Kawasaki Ninja 400	2'23.991	<b>2'17.837</b>		<b>2'17.837</b>	13.401	3.265	111,680 19
25	<b>393 D. ESPINOZA</b>	CHI	Garete Motos	Yamaha R3	2'23.196	<b>2'17.916</b>		<b>2'17.916</b>	13.480	0.079	111,616 14
26	<b>88 P. FERNANDEZ</b>	CHI	Team Kawasaki Cidef - RRS	Kawasaki Ninja 400	2'28.406	<b>2'18.880</b>		<b>2'18.880</b>	14.444	0.964	110,841 19
27	<b>13 M. CVITANOVIC</b>	CHI	Team Kawasaki Cidef - RRS	Kawasaki Ninja 400	2'33.022	<b>2'20.379</b>		<b>2'20.379</b>	15.943	1.499	109,657 18
28	<b>46 M. OJEDA</b>	CHI	Magna Racing Team	Kawasaki Ninja 400							0

12/10/2018

These data/results cannot be reproduced, stored and/or transmitted in whole or in part by any manner of electronic, mechanical, photocopying, recording, broadcasting or otherwise now known or herein after developed without the previous express consent by the copyright owner, except for reproduction in daily press and regular printed publications on sale to the public within 60 days of the event related to those data/results and always provided that copyright symbol appears together as follows below.

© DORNA WSBK ORGANIZATION Srl 2018

**2.2****GP3**

San Juan Villicum Circuit 4.276 m

1 / 2

# MOTUL Argentinian Round, 12 - 14 October 2018

## GP3 de las Américas - Results Free Practice 2nd Session

No.	Rider	Nat	Team	Bike	Time	Gap	Rel.	Laps	Speed	
									Avg	Max
1	77 M. SCHEIB	CHI	Ale Cento Racing	Kawasaki Ninja 400	<b>2'04.436</b>			13	123,707	<b>178,8</b>
2	10 A. D'ANGELO	CHI	Team Kawasaki Cidef - RRS	Kawasaki Ninja 400	<b>2'06.099</b>	1.663	1.663	12	122,076	<b>179,4</b>
3	19 B. MOLINA	CHI	Punto Moto	Kawasaki Ninja 400	<b>2'06.238</b>	1.802	0.139	9	121,941	<b>180,3</b>
4	41 C. MORALES	ARG	Morales Racing	Kawasaki Ninja 400	<b>2'07.244</b>	2.808	1.006	9	120,977	<b>179,1</b>
5	151 A. DONATTI	ARG	Moscattello Team	Yamaha R3	<b>2'07.488</b>	3.052	0.244	12	120,745	<b>178,2</b>
6	99 I. CARREÑO	CHI	Rodeo Energy Drink	Kawasaki Ninja 400	<b>2'07.679</b>	3.243	0.191	12	120,565	<b>177,3</b>
7	91 L. ESPEJO	ARG	KTM ICASA	KTM RC390	<b>2'07.761</b>	3.325	0.082	12	120,487	<b>177,9</b>
8	71 M. VILLALOBOS	ARG	Moscattello Team	Yamaha R3	<b>2'08.011</b>	3.575	0.250	11	120,252	<b>173,6</b>
9	72 A. OLIVA	ARG	Quinta Sport	Yamaha R3	<b>2'08.279</b>	3.843	0.268	10	120,001	<b>173,6</b>
10	82 L. SILVI	ARG	ZP Racing	Yamaha R3	<b>2'08.558</b>	4.122	0.279	11	119,741	<b>174,5</b>
11	32 R. CHIO	CHI	PointMotos	Kawasaki Ninja 400	<b>2'08.814</b>	4.378	0.256	9	119,503	<b>177,6</b>
12	80 F. CARREÑO	CHI	Rodeo Energy Drink	Kawasaki Ninja 400	<b>2'08.834</b>	4.398	0.020	13	119,484	<b>177,0</b>
13	61 M. QUIROGA	ARG	Ale Cento Racing	Yamaha R3	<b>2'08.956</b>	4.520	0.122	11	119,371	<b>169,3</b>
14	67 F. PIANELLI	ARG	Quinta Sport	Yamaha R3	<b>2'09.436</b>	5.000	0.480	13	118,928	<b>174,2</b>
15	777 J. RODRIGUEZ	ARG	Moscattello Team	Yamaha R3	<b>2'10.049</b>	5.613	0.613	11	118,368	<b>170,6</b>
16	24 M. GIACONI	ARG	Honda Ramon Suarez Racing	Honda CBR 500	<b>2'10.222</b>	5.786	0.173	10	118,210	<b>177,9</b>
17	92 S. MASCALI	ARG	TRH Racing	KTM RC390	<b>2'10.580</b>	6.144	0.358	12	117,886	<b>176,8</b>
18	58 B. NOVILLO	ARG	MM Competicion	Yamaha R3	<b>2'10.912</b>	6.476	0.332	8	117,587	<b>170,9</b>
19	52 L. MERCADO	ARG	Ale Cento Racing	Yamaha R3	<b>2'10.915</b>	6.479	0.003	11	117,585	<b>170,6</b>
20	102 J. NACIMIENTO	ARG	KTM ICASA	KTM RC390	<b>2'11.554</b>	7.118	0.639	11	117,014	<b>181,5</b>
21	66 M. SOTO	ARG	Oma Team Racing	Yamaha R3	<b>2'12.840</b>	8.404	1.286	11	115,881	<b>166,4</b>
22	44 E. LAGOS	CHI	PointMotos	Yamaha R3	<b>2'14.157</b>	9.721	1.317	9	114,743	<b>168,5</b>
23	57 N. CREXELL	ARG	KTM ICASA	KTM RC390	<b>2'14.572</b>	10.136	0.415	12	114,389	<b>168,5</b>
24	29 E. MUÑOZ	CHI	Garete Motos	Kawasaki Ninja 400	<b>2'17.837</b>	13.401	3.265	8	111,680	<b>175,6</b>
25	393 D. ESPINOZA	CHI	Garete Motos	Yamaha R3	<b>2'17.916</b>	13.480	0.079	4	111,616	<b>167,4</b>
26	88 P. FERNANDEZ	CHI	Team Kawasaki Cidef - RRS	Kawasaki Ninja 400	<b>2'18.880</b>	14.444	0.964	8	110,841	<b>171,4</b>
27	13 M. CVITANOVIC	CHI	Team Kawasaki Cidef - RRS	Kawasaki Ninja 400	<b>2'20.379</b>	15.943	1.499	8	109,657	<b>177,9</b>
28	46 M. OJEDA	CHI	Magna Racing Team	Kawasaki Ninja 400				0		

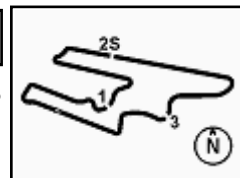
Qualifying Lap Time (112% of 2'04.436): 2'19.369

AIR	Humidity:	57%	Temp:	15°C
TRACK	Condition:	Dry	Temp:	23°C

Start                      End                      The results are provisional until the end of the time limit for protests and appeals  
 12/10/2018              12:10                      12:42                      and the completion of the technical checks.

These data/results cannot be reproduced, stored and/or transmitted in whole or in part by any manner of electronic, mechanical, photocopying, recording, broadcasting or otherwise now known or herein after developed without the previous express consent by the copyright owner, except for reproduction in daily press and regular printed publications on sale to the public within 60 days of the event related to those data/results and always provided that copyright symbol appears together as follows below.

© DORNA WSBK ORGANIZATION Srl 2018

**2.2****GP3**

San Juan Villicum Circuit 4.276 m

2 / 2

# MOTUL Argentinian Round, 12 - 14 October 2018

## GP3 de las Américas - Results Free Practice 2nd Session

### Session Highlights

Local Time	No. Rider	Description
12.10.00		Start
12.31.34		WorldSBK FP2 Start Delayed
12.42.55		End Of Session

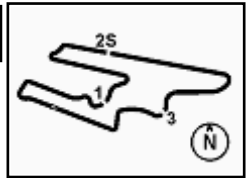
### Fastest Laps Sequence

No.	Rider	Nat	Team	Bike	Local Time	Time	Gap	Avg
41	C. MORALES	ARG	Morales Racing	Kawasaki Ninja 400	12:15'06.400	<b>2'10.363</b>		118,083
77	M. SCHEIB	CHI	Ale Cento Racing	Kawasaki Ninja 400	12:16'19.656	<b>2'09.436</b>	-0.927	118,928
41	C. MORALES	ARG	Morales Racing	Kawasaki Ninja 400	12:17'14.948	<b>2'08.548</b>	-0.888	119,750
19	B. MOLINA	CHI	Punto Moto	Kawasaki Ninja 400	12:17'17.942	<b>2'08.069</b>	-0.479	120,198
77	M. SCHEIB	CHI	Ale Cento Racing	Kawasaki Ninja 400	12:18'26.470	<b>2'06.814</b>	-1.255	121,387
77	M. SCHEIB	CHI	Ale Cento Racing	Kawasaki 400	12:20'33.046	<b>2'06.576</b>	-0.238	121,615
77	M. SCHEIB	CHI	Ale Cento Racing	Kawasaki Ninja 400	12:22'38.668	<b>2'05.622</b>	-0.954	122,539
77	M. SCHEIB	CHI	Ale Cento Racing	Kawasaki Ninja 400	12:35'15.383	<b>2'05.110</b>	-0.512	123,041
77	M. SCHEIB	CHI	Ale Cento Racing	Kawasaki Ninja 400	12:37'19.819	<b>2'04.436</b>	-0.674	123,707

12/10/2018      Start      End      The results are provisional until the end of the time limit for protests and appeals  
 12:10      12:42      and the completion of the technical checks.

These data/results cannot be reproduced, stored and/or transmitted in whole or in part by any manner of electronic, mechanical, photocopying, recording, broadcasting or otherwise now known or herein after developed without the previous express consent by the copyright owner, except for reproduction in daily press and regular printed publications on sale to the public within 60 days of the event related to those data/results and always provided that copyright symbol appears together as follows below.

© DORNA WSBK ORGANIZATION Srl 2018

**2.3****GP3****MOTUL Argentinian Round, 12 - 14 October 2018****GP3 de las Américas - Best Sectors & Speed Free Practice 2nd Session**

San Juan Villicum Circuit 4.276 m

BEST LAP		
1	77 M. SCHEIB	Kawasaki Ninja 400 2'04.436
2	10 A. D'ANGELO	Kawasaki Ninja 400 2'06.099
3	19 B. MOLINA	Kawasaki Ninja 400 2'06.238
4	41 C. MORALES	Kawasaki Ninja 400 2'07.244
5	151 A. DONATTI	Yamaha R3 2'07.488
6	99 I. CARREÑO	Kawasaki Ninja 400 2'07.679
7	91 L. ESPEJO	KTM RC390 2'07.761
8	71 M. VILLALOBOS	Yamaha R3 2'08.011
9	72 A. OLIVA	Yamaha R3 2'08.279
10	82 L. SILVI	Yamaha R3 2'08.558
11	32 R. CHIO	Kawasaki Ninja 400 2'08.814
12	80 F. CARREÑO	Kawasaki Ninja 400 2'08.834
13	61 M. QUIROGA	Yamaha R3 2'08.956
14	67 F. PIANELLI	Yamaha R3 2'09.436
15	777 J. RODRIGUEZ	Yamaha R3 2'10.049
16	24 M. GIACONI	Honda CBR 500 2'10.222
17	92 S. MASCALI	KTM RC390 2'10.580
18	58 B. NOVILLO	Yamaha R3 2'10.912
19	52 L. MERCADO	Yamaha R3 2'10.915
20	102 J. NACIMIENTO	KTM RC390 2'11.554
21	66 M. SOTO	Yamaha R3 2'12.840
22	44 E. LAGOS	Yamaha R3 2'14.157
23	57 N. CREXELL	KTM RC390 2'14.572
24	29 E. MUÑOZ	Kawasaki Ninja 400 2'17.837
25	393 D. ESPINOZA	Yamaha R3 2'17.916
26	88 P. FERNANDEZ	Kawasaki Ninja 400 2'18.880
27	13 M. CVITANOVIC	Kawasaki Ninja 400 2'20.379
28	46 M. OJEDA	Kawasaki Ninja 400

SPEED		
1	102 J. NACIMIENTO	KTM RC390 181,5
2	19 B. MOLINA	Kawasaki Ninja 400 180,3
3	10 A. D'ANGELO	Kawasaki Ninja 400 179,4
4	41 C. MORALES	Kawasaki Ninja 400 179,1
5	77 M. SCHEIB	Kawasaki Ninja 400 178,8
6	151 A. DONATTI	Yamaha R3 178,2
7	24 M. GIACONI	Honda CBR 500 177,9
8	13 M. CVITANOVIC	Kawasaki Ninja 400 177,9
9	91 L. ESPEJO	KTM RC390 177,9
10	32 R. CHIO	Kawasaki Ninja 400 177,6
11	99 I. CARREÑO	Kawasaki Ninja 400 177,3
12	80 F. CARREÑO	Kawasaki Ninja 400 177,0
13	92 S. MASCALI	KTM RC390 176,8
14	29 E. MUÑOZ	Kawasaki Ninja 400 175,6
15	82 L. SILVI	Yamaha R3 174,5
16	67 F. PIANELLI	Yamaha R3 174,2
17	72 A. OLIVA	Yamaha R3 173,6
18	71 M. VILLALOBOS	Yamaha R3 173,6
19	88 P. FERNANDEZ	Kawasaki Ninja 400 171,4
20	58 B. NOVILLO	Yamaha R3 170,9
21	52 L. MERCADO	Yamaha R3 170,6
22	777 J. RODRIGUEZ	Yamaha R3 170,6
23	61 M. QUIROGA	Yamaha R3 169,3
24	57 N. CREXELL	KTM RC390 168,5
25	44 E. LAGOS	Yamaha R3 168,5
26	393 D. ESPINOZA	Yamaha R3 167,4
27	66 M. SOTO	Yamaha R3 166,4

SEG. 1			SEG. 2			SEG. 3			SEG. 4		
1	77 M. SCHEIB	25.812	1	77 M. SCHEIB	34.421	1	77 M. SCHEIB	31.958	1	77 M. SCHEIB	31.841
2	10 A. D'ANGELO	26.024	2	19 B. MOLINA	34.906	2	10 A. D'ANGELO	32.226	2	41 C. MORALES	32.157
3	82 L. SILVI	26.237	3	91 L. ESPEJO	35.089	3	19 B. MOLINA	32.301	3	10 A. D'ANGELO	32.279
4	91 L. ESPEJO	26.471	4	99 I. CARREÑO	35.249	4	32 R. CHIO	32.329	4	91 L. ESPEJO	32.405
5	151 A. DONATTI	26.499	5	10 A. D'ANGELO	35.296	5	151 A. DONATTI	32.462	5	19 B. MOLINA	32.498
6	80 F. CARREÑO	26.510	6	151 A. DONATTI	35.322	6	41 C. MORALES	32.505	6	72 A. OLIVA	32.603
7	19 B. MOLINA	26.533	7	41 C. MORALES	35.434	7	61 M. QUIROGA	32.529	7	151 A. DONATTI	32.642
8	41 C. MORALES	26.540	8	32 R. CHIO	35.443	8	99 I. CARREÑO	32.560	8	32 R. CHIO	32.748
9	61 M. QUIROGA	26.568	9	80 F. CARREÑO	35.479	9	91 L. ESPEJO	32.605	9	99 I. CARREÑO	32.791
10	99 I. CARREÑO	26.594	10	71 M. VILLALOBOS	35.641	10	82 L. SILVI	32.733	10	71 M. VILLALOBOS	32.792
11	72 A. OLIVA	26.678	11	82 L. SILVI	35.844	11	71 M. VILLALOBOS	32.733	11	67 F. PIANELLI	32.852
12	32 R. CHIO	26.687	12	72 A. OLIVA	35.911	12	80 F. CARREÑO	32.966	12	82 L. SILVI	32.923
13	71 M. VILLALOBOS	26.713	13	92 S. MASCALI	35.941	13	72 A. OLIVA	33.087	13	61 M. QUIROGA	32.982
14	67 F. PIANELLI	26.723	14	102 J. NACIMIENTO	36.038	14	92 S. MASCALI	33.101	14	777 J. RODRIGUEZ	33.212
15	777 J. RODRIGUEZ	26.870	15	67 F. PIANELLI	36.079	15	67 F. PIANELLI	33.133	15	24 M. GIACONI	33.328
16	58 B. NOVILLO	26.993	16	24 M. GIACONI	36.154	16	777 J. RODRIGUEZ	33.221	16	92 S. MASCALI	33.348
17	52 L. MERCADO	27.096	17	61 M. QUIROGA	36.173	17	24 M. GIACONI	33.243	17	80 F. CARREÑO	33.366
18	92 S. MASCALI	27.198	18	777 J. RODRIGUEZ	36.316	18	58 B. NOVILLO	33.314	18	52 L. MERCADO	33.430
19	102 J. NACIMIENTO	27.255	19	58 B. NOVILLO	36.415	19	52 L. MERCADO	33.455	19	102 J. NACIMIENTO	33.505
20	24 M. GIACONI	27.375	20	52 L. MERCADO	36.458	20	102 J. NACIMIENTO	33.467	20	58 B. NOVILLO	33.806
21	66 M. SOTO	27.654	21	44 E. LAGOS	36.999	21	66 M. SOTO	33.855	21	66 M. SOTO	34.033
22	44 E. LAGOS	27.743	22	29 E. MUÑOZ	37.098	22	44 E. LAGOS	34.323	22	57 N. CREXELL	34.412
23	57 N. CREXELL	27.910	23	66 M. SOTO	37.178	23	57 N. CREXELL	34.708	23	44 E. LAGOS	34.511
24	393 D. ESPINOZA	28.514	24	13 M. CVITANOVIC	37.257	24	29 E. MUÑOZ	35.243	24	393 D. ESPINOZA	34.992
25	29 E. MUÑOZ	28.879	25	57 N. CREXELL	37.329	25	88 P. FERNANDEZ	35.324	25	88 P. FERNANDEZ	35.152
26	88 P. FERNANDEZ	28.966	26	88 P. FERNANDEZ	38.516	26	393 D. ESPINOZA	35.736	26	29 E. MUÑOZ	35.509
27	13 M. CVITANOVIC	29.820	27	393 D. ESPINOZA	38.523	27	13 M. CVITANOVIC	36.808	27	13 M. CVITANOVIC	36.055

12/10/2018

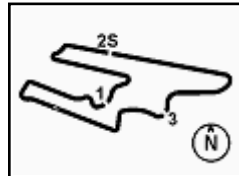
These data/results cannot be reproduced, stored and/or transmitted in whole or in part by any manner of electronic, mechanical, photocopying, recording, broadcasting or otherwise now known or herein after developed without the previous express consent by the copyright owner, except for reproduction in daily press and regular printed publications on sale to the public within 60 days of the event related to those data/results and always provided that copyright symbol appears together as follows below.

© DORNA WSBK ORGANIZATION Srl 2018



2.4

GP3



## MOTUL Argentinian Round, 12 - 14 October 2018

### GP3 de las Américas - Ideal Times Free Practice 2nd Session

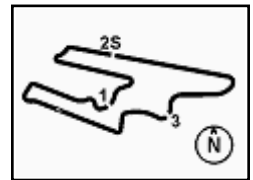
San Juan Villicum Circuit 4.276 m

No. Rider	Nat	Bike	Seg. 1	Seg. 2	Seg. 3	Seg. 4	Ideal Time			
			Diff. 1	Diff. 2	Diff. 3	Diff. 4	Best Lap	Pos.	Diff.	
1	77 M. SCHEIB	CHI	Kawasaki Ninja 400	<b>25.812</b>	<b>34.421</b> 0.404	<b>31.958</b>	<b>31.841</b>	<b>2'04.032</b> 2'04.436	2	0.404
2	10 A. D'ANGELO	CHI	Kawasaki Ninja 400	26.024	35.296 0.098	32.226	32.279 0.176	<b>2'05.825</b> 2'06.099	3	0.274
3	19 B. MOLINA	CHI	Kawasaki Ninja 400	26.533	34.906	32.301	32.498	<b>2'06.238</b> 2'06.238	4	
4	91 L. ESPEJO	ARG	KTM RC390	26.471 0.651	35.089 0.540	32.605	32.405	<b>2'06.570</b> 2'07.761	8	1.191
5	41 C. MORALES	ARG	Kawasaki Ninja 400	26.540 0.394	35.434	32.505	32.157 0.214	<b>2'06.636</b> 2'07.244	5	0.608
6	151 A. DONATTI	ARG	Yamaha R3	26.499	35.322 0.079	32.462 0.257	32.642 0.227	<b>2'06.925</b> 2'07.488	6	0.563
7	99 I. CARREÑO	CHI	Kawasaki Ninja 400	26.594	35.249 0.242	32.560 0.188	32.791 0.055	<b>2'07.194</b> 2'07.679	7	0.485
8	32 R. CHIO	CHI	Kawasaki Ninja 400	26.687 0.466	35.443 0.274	32.329 0.605	32.748 0.262	<b>2'07.207</b> 2'08.814	12	1.607
9	82 L. SILVI	ARG	Yamaha R3	26.237 0.466	35.844	32.733 0.099	32.923 0.256	<b>2'07.737</b> 2'08.558	11	0.821
10	71 M. VILLALOBOS	ARG	Yamaha R3	26.713 0.002	35.641 0.130	32.733	32.792	<b>2'07.879</b> 2'08.011	9	0.132
11	61 M. QUIROGA	ARG	Yamaha R3	26.568 0.088	36.173 0.279	32.529 0.337	32.982	<b>2'08.252</b> 2'08.956	14	0.704
12	72 A. OLIVA	ARG	Yamaha R3	26.678	35.911	33.087	32.603	<b>2'08.279</b> 2'08.279	10	
13	80 F. CARREÑO	CHI	Kawasaki Ninja 400	26.510 0.291	35.479 0.016	32.966	33.366 0.206	<b>2'08.321</b> 2'08.834	13	0.513
14	67 F. PIANELLI	ARG	Yamaha R3	26.723 0.048	36.079 0.132	33.133 0.409	32.852 0.060	<b>2'08.787</b> 2'09.436	15	0.649
15	92 S. MASCALI	ARG	KTM RC390	27.198 0.678	35.941 0.030	33.101 0.284	33.348	<b>2'09.588</b> 2'10.580	18	0.992
16	777 J. RODRIGUEZ	ARG	Yamaha R3	26.870	36.316 0.026	33.221	33.212 0.404	<b>2'09.619</b> 2'10.049	16	0.430
17	24 M. GIACONI	ARG	Honda CBR 500	27.375 0.027	36.154	33.243	33.328 0.095	<b>2'10.100</b> 2'10.222	17	0.122
18	102 J. NACIMIENTO	ARG	KTM RC390	27.255 0.371	36.038 0.696	33.467 0.222	33.505	<b>2'10.265</b> 2'11.554	21	1.289
19	52 L. MERCADO	ARG	Yamaha R3	27.096 0.040	36.458 0.436	33.455	33.430	<b>2'10.439</b> 2'10.915	20	0.476
20	58 B. NOVILLO	ARG	Yamaha R3	26.993	36.415	33.314	33.806 0.384	<b>2'10.528</b> 2'10.912	19	0.384
21	66 M. SOTO	ARG	Yamaha R3	27.654	37.178	33.855	34.033 0.120	<b>2'12.720</b> 2'12.840	22	0.120
22	44 E. LAGOS	CHI	Yamaha R3	27.743 0.131	36.999	34.323 0.157	34.511 0.293	<b>2'13.576</b> 2'14.157	23	0.581
23	57 N. CREXELL	ARG	KTM RC390	27.910 0.213	37.329	34.708	34.412	<b>2'14.359</b> 2'14.572	24	0.213
24	29 E. MUÑOZ	CHI	Kawasaki Ninja 400	28.879	37.098 0.576	35.243 0.468	35.509 0.064	<b>2'16.729</b> 2'17.837	25	1.108
25	393 D. ESPINOZA	CHI	Yamaha R3	28.514 0.150	38.523	35.736 0.001	34.992	<b>2'17.765</b> 2'17.916	26	0.151
26	88 P. FERNANDEZ	CHI	Kawasaki Ninja 400	28.966	38.516 0.274	35.324	35.152 0.648	<b>2'17.958</b> 2'18.880	27	0.922
27	13 M. CVITANOVIC	CHI	Kawasaki Ninja 400	29.820 0.027	37.257	36.808 0.412	36.055	<b>2'19.940</b> 2'20.379	28	0.439
<b>Overall Ideal Time</b>				25.812	34.421	31.958	31.841	<b>2'04.032</b>		

12/10/2018

These data/results cannot be reproduced, stored and/or transmitted in whole or in part by any manner of electronic, mechanical, photocopying, recording, broadcasting or otherwise now known or herein after developed without the previous express consent by the copyright owner, except for reproduction in daily press and regular printed publications on sale to the public within 60 days of the event related to those data/results and always provided that copyright symbol appears together as follows below.

© DORNA WSBK ORGANIZATION Srl 2018

**2.5****GP3**

# MOTUL Argentinian Round, 12 - 14 October 2018

## GP3 de las Américas - Chronological Analysis Free Practice 2nd Session

San Juan Villicum Circuit 4.276 m

1 / 4

1° 77 M. SCHEIB (2'04.436)							
Lap	Seg.1	Seg.2	Seg.3	Seg.4	Lap Time	km/h	Local Time
1		35.748	33.447	32.975	178,5	12:14'10.220	
2	27.108	35.936	33.230	33.162	2'09.436	178,5	12:16'19.656
3	26.661	35.348	32.384	32.421	2'06.814	178,2	12:18'26.470
4	26.695	34.992	32.443	32.446	2'06.576	177,3	12:20'33.046
5	26.402	34.837	32.305	32.078	2'05.622	<b>178,8</b>	12:22'38.668
6	26.483	34.720	32.313	32.802	2'06.318	177,9	12:24'44.986
7	26.561	34.845	32.456	32.208	2'06.070	177,3	12:26'51.056
8	26.887	34.539	32.144	32.864	2'06.434	177,9	12:28'57.490
9	26.993	34.590	32.438	32.737	2'06.758	178,2	12:31'04.248
10	26.410	34.865	32.531	32.219	2'06.025	178,5	12:33'10.273
11	26.223	34.780	31.968	32.139	2'05.110	177,6	12:35'15.383
12	<b>25.812</b>	34.825	<b>31.958</b>	<b>31.841</b>	<b>2'04.436</b>	177,9	12:37'19.819
13	25.897	34.680	32.253	32.042	2'04.872	177,3	12:39'24.691
14	26.613	<b>34.421</b>	32.206	54.455	2'27.695P	177,9	12:41'52.386

2° 10 A. D'ANGELO (2'06.099)							
Lap	Seg.1	Seg.2	Seg.3	Seg.4	Lap Time	km/h	Local Time
1		39.385	35.726	34.483	172,0	12:13'24.537	
2	28.786	37.529	33.520	33.914	2'13.749	171,4	12:15'38.286
3	26.684	35.857	33.171	33.204	2'08.916	175,0	12:17'47.202
4	26.606	35.958	32.864	32.660	2'08.088	172,2	12:19'55.290
5	26.819	35.720	32.904	32.561	2'08.004	173,6	12:22'03.294
6	33.143	43.239	32.694	32.757	2'21.833	172,2	12:24'25.127
7	30.979	36.516	32.552	32.476	2'12.523	176,8	12:26'37.650
8	26.463	35.532	32.511	32.996	2'07.502	<b>179,4</b>	12:28'45.152
9	26.517	36.208	33.692	33.984	2'10.401	162,2	12:30'55.553
10	28.501	38.578	36.274	<b>32.279</b>	2'15.632	159,1	12:33'11.185
11	26.312	35.695	32.237	32.386	2'06.630	177,3	12:35'17.815
12	<b>26.024</b>	35.394	<b>32.226</b>	32.455	<b>2'06.099</b>	175,3	12:37'23.914
13	26.045	<b>35.296</b>	34.255	58.673	2'34.269P	173,6	12:39'58.183

3° 19 B. MOLINA (2'06.238)							
Lap	Seg.1	Seg.2	Seg.3	Seg.4	Lap Time	km/h	Local Time
1		38.159	35.294	34.147	175,6	12:12'59.362	
2	27.736	35.752	33.633	33.390	2'10.511	178,8	12:15'09.873
3	26.923	35.430	32.843	32.873	2'08.069	<b>180,3</b>	12:17'17.942
4	26.656	35.144	32.758	32.896	2'07.454	180,0	12:19'25.396
5	27.010	35.294	33.690	33.067	2'09.061	<b>180,3</b>	12:21'34.457
6	26.976	35.989	34.457	34.780	2'12.202	173,6	12:23'46.659
7	27.361	44.751	34.025	34.319	2'20.456	149,4	12:26'07.115
8	26.672	35.398	32.650	32.583	2'07.303	<b>180,3</b>	12:28'14.418
9	<b>26.533</b>	<b>34.906</b>	<b>32.301</b>	<b>32.498</b>	<b>2'06.238</b>	<b>180,3</b>	12:30'20.656
10	38.541	49.732	49.724	1'08.666	3'26.663P	136,2	12:33'47.319

4° 41 C. MORALES (2'07.244)							
Lap	Seg.1	Seg.2	Seg.3	Seg.4	Lap Time	km/h	Local Time
1		38.214	34.767	33.644	168,0	12:12'56.037	
2	27.587	36.380	33.426	32.970	2'10.363	168,0	12:15'06.400
3	26.705	36.131	32.882	32.830	2'08.548	169,5	12:17'14.948
4	<b>26.540</b>	35.551	33.153	32.718	2'07.962	168,5	12:19'22.910
5	27.239	37.688	33.961	33.000	2'11.888	165,6	12:21'34.798
6	26.824	36.076	34.330	34.237	2'11.467	<b>179,1</b>	12:23'46.265
7	27.302	43.082	35.836	49.933	2'36.153P	143,8	12:26'22.418
8	9'13.576	37.063	33.521	33.048	10'57.208P	167,4	12:37'19.626
9	26.620	35.777	32.751	<b>32.157</b>	2'07.305	171,2	12:39'26.931
10	26.934	<b>35.434</b>	<b>32.505</b>	32.371	<b>2'07.244</b>	172,0	12:41'34.175

5° 151 A. DONATTI (2'07.488)							
Lap	Seg.1	Seg.2	Seg.3	Seg.4	Lap Time	km/h	Local Time
1		38.624	36.153	34.840	162,9	12:13'49.985	
2	27.841	36.980	33.475	33.580	2'11.876	165,9	12:16'01.861
3	27.125	36.344	33.187	32.975	2'09.631	168,2	12:18'11.492

4	27.388	35.655	33.351	32.982	2'09.376	173,9	12:20'20.868
5	<b>26.499</b>	35.401	32.719	32.869	<b>2'07.488</b>	172,8	12:22'28.356
6	26.872	<b>35.322</b>	<b>32.462</b>	33.519	2'08.175	<b>178,2</b>	12:24'36.531
7	26.918	35.780	32.738	32.956	2'08.392	172,2	12:26'44.923
8	26.936	37.656	33.910	33.229	2'11.731	150,4	12:28'56.654
9	27.614	35.823	33.028	<b>32.642</b>	2'09.107	177,3	12:31'05.761
10	27.320	35.613	36.194	46.083	2'25.210P	172,2	12:33'30.971
11	1'58.822	36.774	33.338	34.579	3'43.513P	167,7	12:37'14.484
12	27.817	36.019	32.944	32.713	2'09.493	169,3	12:39'23.977
13	26.696	35.685	32.639	32.669	2'07.689	170,6	12:41'31.666

6° 99 I. CARREÑO (2'07.679)							
Lap	Seg.1	Seg.2	Seg.3	Seg.4	Lap Time	km/h	Local Time
1		38.724	35.560	34.658	174,8	12:13'06.635	
2	27.979	36.341	33.880	33.690	2'11.890	177,0	12:15'18.525
3	27.187	36.125	33.306	33.294	2'09.912	<b>177,3</b>	12:17'28.437
4	27.382	35.483	32.967	33.149	2'08.981	175,9	12:19'37.418
5	27.094	35.543	32.925	33.136	2'08.698	177,0	12:21'46.116
6	26.878	<b>35.249</b>	33.045	33.074	2'08.246	<b>177,3</b>	12:23'54.362
7	26.944	35.290	32.615	32.932	2'07.781	176,5	12:26'02.143
8	27.012	35.324	<b>32.560</b>	<b>32.791</b>	2'07.687	177,0	12:28'09.830
9	27.268	35.447	33.435	56.125	2'32.275P	<b>177,3</b>	12:30'42.105
10	2'18.344	39.048	33.409	32.876	4'03.677P	176,5	12:34'45.782
11	26.826	35.650	32.606	33.037	2'08.119	177,0	12:36'53.901
12	26.721	35.468	32.897	33.175	2'08.261	177,0	12:39'02.162
13	<b>26.594</b>	35.491	32.748	32.846	<b>2'07.679</b>	176,5	12:41'09.841

7° 91 L. ESPEJO (2'07.761)							
Lap	Seg.1	Seg.2	Seg.3	Seg.4	Lap Time	km/h	Local Time
1		40.062	35.553	34.010	170,1	12:13'33.200	
2	27.708	37.582	34.054	33.483	2'12.827	159,3	12:15'46.027
3	28.492	35.631	33.251	33.004	2'10.378	170,1	12:17'56.405
4	27.041	35.557	32.843	33.265	2'08.706	173,6	12:20'05.111
5	27.152	35.423	32.767	32.809	2'08.151	174,5	12:22'13.262
6	27.122	35.629	<b>32.605</b>	<b>32.405</b>	<b>2'07.761</b>	174,8	12:24'21.023
7	27.291	38.089	34.215	43.858	2'23.453P	169,0	12:26'44.476
8	2'41.934	35.751	33.173	32.620	4'23.478P	174,2	12:31'07.954
9	27.020	<b>35.089</b>	33.035	32.968	2'08.112	<b>177,9</b>	12:33'16.066
10	26.933	35.711	32.804	32.535	2'07.983	174,8	12:35'24.049
11	26.863	35.761	33.737	33.410	2'09.771	171,2	12:37'33.820
12	<b>26.471</b>	35.918	32.709	32.750	2'07.848	166,9	12:39'41.668
13	28.146	39.482	35.592	47.244	2'30.464P	152,1	12:42'12.132

8° 71 M. VILLALOBOS (2'08.011)							
Lap	Seg.1	Seg.2	Seg.3	Seg.4	Lap Time	km/h	Local Time
1		37.790	34.628	34.802	168,5	12:14'19.466	
2	27.886	36.494	34.036	33.715	2'12.131	168,2	12:16'31.597
3	27.360	35.890	33.166	33.525	2'09.941	172,8	12:18'41.538
4	26.767	36.823	33.598	33.377	2'10.565	166,4	12:20'52.103
5	26.966	35.671	33.252	33.212	2'09.101	171,2	12:23'01.204
6	26.997	35.664	33.681	32.981	2'09.323	<b>173,6</b>	12:25'16.527
7	26.715	35.771	<b>32.733</b>	<b>32.792</b>	<b>2'08.011</b>	<b>173,6</b>	12:27'18.538
8	<b>26.713</b>	35.831	34.605	33.937	2'11.086	172,0	12:29'29.624
9	26.947	<b>35.641</b>	33.650	33.686	2'09.924	171,4	12:31'39.548
10	26.945	43.592	42.037	51.467	2'44.041P	107,1	12:34'23.589
11	3'20.001	36.436	33.305	33.382	5'03.124P	169,0	12:39'26.713
12	27.455	35.911	33.275	33.198	2'09.839	172,8	12:41'36.552

9° 72 A. OLIVA (2'08.279)							
Lap	Seg.1	Seg.2	Seg.3	Seg.4	Lap Time	km/h	Local Time
1		37.774	36.243	34.221	162,2	12:13'19.972	
2	27.649	38.281	33.964	33.600	2'13.494	162,2	12:15'33.466
3	35.617	36.981	33.826	33.507	2'19.931	166,2	12:17'53.397
4	27.258	36.978	33.114	33.404	2'10.754	162,9	12:20'04.151

12/10/2018

P = Pits In/Out - C = Lap Time Cancelled

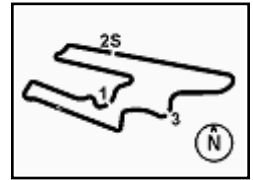
These data/results cannot be reproduced, stored and/or transmitted in whole or in part by any manner of electronic, mechanical, photocopying, recording, broadcasting or otherwise now known or herein after developed without the previous express consent by the copyright owner, except for reproduction in daily press and regular printed publications on sale to the public within 60 days of the event related to those data/results and always provided that copyright symbol appears together as follows below.

© DORNA WSBK ORGANIZATION Srl 2018



2.5

GP3



# MOTUL Argentinian Round, 12 - 14 October 2018

## GP3 de las Américas - Chronological Analysis Free Practice 2nd Session

San Juan Villicum Circuit 4.276 m

2 / 4

5	26.889	36.337	33.385	33.126	2'09.737	164,9	12:22'13.888	10	26.656	36.452	32.866	<b>32.982</b>	<b>2'08.956</b>	<b>169,3</b>	12:36'47.627
6	<b>26.678</b>	<b>35.911</b>	<b>33.087</b>	<b>32.603</b>	<b>2'08.279</b>	<b>173,6</b>	12:24'22.167	11	26.690	37.284	38.397	33.190	2'15.561	166,2	12:39'03.188
7	27.008	36.176	33.771	33.207	2'10.162	168,8	12:26'32.329	12	<b>26.568</b>	<b>36.173</b>	<b>32.529</b>	34.044	2'09.314	<b>169,3</b>	12:41'12.502
8	27.155	36.313	34.452	34.828	2'12.748	168,2	12:28'45.077								
9	33.197	36.800	34.282	56.795	2'41.074P	164,9	12:31'26.151								
10	1'39.120	36.629	33.128	34.185	3'23.062P	167,2	12:34'49.213								
11	26.862	37.919	34.418	53.955	2'33.154P	164,4	12:37'22.367								

### 10° 82 L. SILVI (2'08.558)

Lap	Seg.1	Seg.2	Seg.3	Seg.4	Lap Time	km/h	Local Time
1		38.516	35.451	34.264		161,7	12:13'33.642
2	27.514	37.191	33.762	33.808	2'12.275	160,2	12:15'45.917
3	27.038	36.899	33.416	33.213	2'10.566	163,6	12:17'56.483
4	27.068	36.569	33.213	33.242	2'10.092	165,1	12:20'06.575
5	27.054	36.600	32.742	33.279	2'09.675	163,6	12:22'16.250
6	26.768	36.878	<b>32.733</b>	33.247	2'09.626	167,7	12:24'25.876
7	26.641	36.894	33.156	33.055	2'09.746	166,4	12:26'35.622
8	26.703	<b>35.844</b>	32.832	33.179	<b>2'08.558</b>	<b>174,5</b>	12:28'44.180
9	26.991	36.553	33.749	33.546	2'10.839	164,4	12:30'55.019
10	26.911	36.674	32.895	33.275	2'09.755	162,9	12:33'04.774
11	26.792	36.503	32.840	33.078	2'09.213	165,1	12:35'13.987
12	26.527	36.568	32.758	<b>32.923</b>	2'08.776	166,7	12:37'22.763

### 11° 32 R. CHIO (2'08.814)

Lap	Seg.1	Seg.2	Seg.3	Seg.4	Lap Time	km/h	Local Time
1		37.890	34.479	34.520		166,9	12:13'44.739
2	27.380	36.346	33.933	33.497	2'11.156	170,9	12:15'55.895
3	<b>26.687</b>	35.838	33.388	34.615	2'10.528	174,8	12:18'06.423
4	27.105	36.344	33.063	33.831	2'10.343	172,8	12:20'16.766
5	27.208	35.964	33.346	34.318	2'10.836	172,0	12:22'27.602
6	27.153	35.717	32.934	33.010	<b>2'08.814</b>	<b>177,6</b>	12:24'36.416
7	28.121	35.753	32.935	33.117	2'09.926	176,2	12:26'46.342
8	27.025	35.659	33.324	33.493	2'09.501	171,2	12:28'55.843
9	28.114	36.071	<b>32.329</b>	<b>32.748</b>	2'09.262	176,8	12:31'05.105
10	28.191	<b>35.443</b>	33.712	52.205	2'29.551P	162,4	12:33'34.656

### 12° 80 F. CARREÑO (2'08.834)

Lap	Seg.1	Seg.2	Seg.3	Seg.4	Lap Time	km/h	Local Time
1		41.732	35.737	35.160		166,9	12:13'01.277
2	27.963	36.877	34.162	34.296	2'13.298	176,5	12:15'14.575
3	29.528	38.545	33.760	33.945	2'15.778	176,8	12:17'30.353
4	27.198	35.695	33.161	33.583	2'09.637	175,9	12:19'39.990
5	26.911	<b>35.479</b>	33.334	33.885	2'09.609	<b>177,0</b>	12:21'49.599
6	26.801	35.495	<b>32.966</b>	33.572	<b>2'08.834</b>	176,5	12:23'58.433
7	26.957	35.817	33.510	34.325	2'10.609	<b>177,0</b>	12:26'09.042
8	27.209	35.505	33.241	33.915	2'09.870	176,2	12:28'18.912
9	26.794	36.138	33.826	33.412	2'10.170	176,5	12:30'29.082
10	28.364	53.247	42.060	33.736	2'37.407	120,5	12:33'06.489
11	27.379	35.760	33.388	<b>33.366</b>	2'09.893	176,8	12:35'16.382
12	26.911	37.448	33.383	33.728	2'11.470	176,8	12:37'27.852
13	26.592	35.726	33.266	33.418	2'09.002	176,2	12:39'36.854
14	<b>26.510</b>	36.086	33.899	33.458	2'09.953	176,8	12:41'46.807

### 13° 61 M. QUIROGA (2'08.956)

Lap	Seg.1	Seg.2	Seg.3	Seg.4	Lap Time	km/h	Local Time
1		40.106	35.892	35.269		164,1	12:14'21.303
2	27.527	37.290	33.546	33.814	2'12.177	166,9	12:16'33.480
3	27.311	36.890	33.669	34.035	2'11.905	167,7	12:18'45.385
4	26.807	37.463	33.710	35.175	2'13.155	165,9	12:20'58.540
5	29.383	58.133	42.129	39.459	2'49.104	88,9	12:23'47.644
6	27.540	37.589	33.333	49.316	2'27.778P	<b>169,3</b>	12:26'15.422
7	2'16.399	39.710	33.448	34.051	4'03.608P	165,9	12:30'19.030
8	27.063	36.481	33.019	33.405	2'09.968	<b>169,3</b>	12:32'28.998
9	27.351	36.744	32.588	32.990	2'09.673	169,0	12:34'38.671

### 14° 67 F. PIANELLI (2'09.436)

Lap	Seg.1	Seg.2	Seg.3	Seg.4	Lap Time	km/h	Local Time
1		38.859	36.422	36.848		161,7	12:13'37.706
2	27.808	37.284	34.104	34.322	2'13.518	168,0	12:15'51.224
3	28.039	36.695	36.778	34.369	2'15.881	172,5	12:18'07.105
4	28.025	37.517	34.923	33.882	2'14.347	168,0	12:20'21.452
5	27.616	36.474	34.267	33.711	2'12.068	170,3	12:22'33.520
6	27.490	37.250	33.796	34.459	2'12.995	<b>174,2</b>	12:24'46.515
7	27.741	36.956	33.414	34.159	2'12.270	173,6	12:26'58.785
8	27.318	37.303	33.856	33.838	2'12.315	170,3	12:29'11.100
9	27.626	36.406	<b>33.133</b>	33.687	2'10.852	170,9	12:31'21.952
10	27.404	36.302	33.293	33.404	2'10.403	170,9	12:33'32.355
11	27.402	<b>36.079</b>	33.250	<b>32.852</b>	2'09.583	173,6	12:35'41.938
12	26.771	36.211	33.542	32.912	<b>2'09.436</b>	169,8	12:37'51.374
13	<b>26.723</b>	36.961	33.273	33.620	2'10.577	167,7	12:40'01.951
14	29.539	37.554	35.013	57.827	2'39.933P	169,5	12:42'41.884

### 15° 777 J. RODRIGUEZ (2'10.049)

Lap	Seg.1	Seg.2	Seg.3	Seg.4	Lap Time	km/h	Local Time
1		38.876	35.051	34.706		161,7	12:13'49.139
2	28.380	37.967	38.513	34.073	2'18.933	163,4	12:16'08.072
3	27.308	37.145	33.793	33.815	2'12.061	164,9	12:18'20.133
4	27.290	36.764	33.842	36.877	2'14.773	169,3	12:20'34.906
5	28.499	37.206	34.240	46.802	2'26.747P	166,4	12:23'01.653
6	1'44.941	39.736	33.750	33.559	3'31.986P	167,4	12:26'33.639
7	27.623	36.806	33.865	<b>33.212</b>	2'11.506	168,8	12:28'45.145
8	27.124	<b>36.316</b>	33.382	33.896	2'10.718	<b>170,6</b>	12:30'55.863
9	<b>26.870</b>	36.342	<b>33.221</b>	33.616	<b>2'10.049</b>	167,4	12:33'05.912
10	27.218	41.679	38.363	46.407	2'33.667P	167,7	12:35'39.579
11	1'52.089	46.503	34.229	34.017	3'46.838P	156,3	12:39'26.417
12	27.235	36.563	33.322	33.700	2'10.820	168,5	12:41'37.237

### 16° 24 M. GIACONI (2'10.222)

Lap	Seg.1	Seg.2	Seg.3	Seg.4	Lap Time	km/h	Local Time
1		38.609	35.351	34.765		170,3	12:13'50.744
2	27.858	36.873	33.670	33.883	2'12.284	173,6	12:16'03.028
3	27.461	36.900	33.326	33.708	2'11.395	173,1	12:18'14.423
4	<b>27.375</b>	36.860	33.422	<b>33.328</b>	2'10.985	172,2	12:20'25.408
5	28.076	36.972	33.742	33.349	2'12.139	170,3	12:22'37.547
6	27.402	<b>36.154</b>	<b>33.243</b>	33.423	<b>2'10.222</b>	<b>177,9</b>	12:24'47.769
7	27.544	58.285	36.780	53.516	2'56.125P	104,7	12:27'43.894
8	2'48.929	36.596	33.694	33.417	4'32.636P	173,9	12:32'16.530
9	27.492	36.488	33.636	33.535	2'11.151	173,9	12:34'27.681
10	29.355	52.390	43.649	56.651	3'02.045P	92,2	12:37'29.726
11	2'05.236	37.183	33.886	33.575	3'49.880P	171,4	12:41'19.606

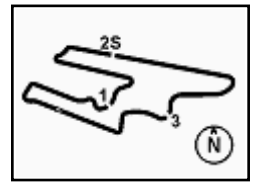
### 17° 92 S. MASCALI (2'10.580)

Lap	Seg.1	Seg.2	Seg.3	Seg.4	Lap Time	km/h	Local Time
1		38.923	36.358	35.043		165,4	12:13'36.420
2	27.786	36.699	33.742	33.780	2'12.007	171,2	12:15'48.427
3	28.163	38.464	34.396	34.702	2'15.725	168,0	12:18'04.152
4	27.680	36.794	34.154	34.265	2'12.893	170,3	12:20'17.045
5	27.660	<b>35.941</b>	<b>33.101</b>	34.181	2'10.883	175,6	12:22'27.928
6	27.969	36.421	33.426	33.611	2'11.427	<b>176,8</b>	12:24'39.355
7	27.812	36.308	33.251	33.787	2'11.158	175,6	12:26'50.513
8	27.876	35.971	33.385	<b>33.348</b>	<b>2'10.580</b>	176,2	12:29'01.093
9	27.462	36.436	33.761	34.709	2'12.368	173,6	12:31'13.461
10	27.365	36.243	33.412	34.149	2'11.169	172,2	12:33'24.630
11	27.296	36.401	33.572	35.428	2'12.697	174,5	12:35'37.327
12	<b>27.198</b>	36.360	33.324	33.869	2'10.751	171,7	12:37'48.078

12/10/2018 P = Pits In/Out - C = Lap Time Cancelled

These data/results cannot be reproduced, stored and/or transmitted in whole or in part by any manner of electronic, mechanical, photocopying, recording, broadcasting or otherwise now known or herein after developed without the previous express consent by the copyright owner, except for reproduction in daily press and regular printed publications on sale to the public within 60 days of the event related to those data/results and always provided that copyright symbol appears together as follows below.

© DORNA WSBK ORGANIZATION Srl 2018

**2.5****GP3**

# MOTUL Argentinian Round, 12 - 14 October 2018

## GP3 de las Américas - Chronological Analysis Free Practice 2nd Session

San Juan Villicum Circuit 4.276 m

**3 / 4**

18° 58 B. NOVILLO (2'10.912)							
Lap	Seg.1	Seg.2	Seg.3	Seg.4	Lap Time	km/h	Local Time
1		41.608	36.436	34.713		149,6	12:13'35.204
2	27.240	37.513	33.957	33.860	2'12.570	162,7	12:15'47.774
3	28.532	38.622	34.838	35.828	2'17.820	166,9	12:18'05.594
4	27.584	36.872	33.525	<b>33.806</b>	2'11.787	166,2	12:20'17.381
5	<b>26.993</b>	<b>36.415</b>	<b>33.314</b>	34.190	<b>2'10.912</b>	<b>170,9</b>	12:22'28.293
6	27.853	41.479	40.772	57.094	2'47.198P	93,7	12:25'15.491
7	2'34.663	41.786	34.781	34.820	4'26.050P	151,5	12:29'41.541
8	27.539	37.703	33.883	34.396	2'13.521	166,7	12:31'55.062
9	35.500	43.012	36.767	1'00.861	2'56.140P	157,7	12:34'51.202

19° 52 L. MERCADO (2'10.915)							
Lap	Seg.1	Seg.2	Seg.3	Seg.4	Lap Time	km/h	Local Time
1		40.289	35.527	35.259		167,7	12:14'20.891
2	28.181	37.217	34.091	33.832	2'13.321	170,1	12:16'34.212
3	27.264	36.918	34.022	34.238	2'12.442	168,2	12:18'46.654
4	34.737	37.048	34.540	48.877	2'35.202P	168,5	12:21'21.856
5	2'18.995	45.440	37.362	34.004	4'15.801P	124,6	12:25'37.657
6	31.047	37.083	34.065	34.948	2'17.143	<b>170,6</b>	12:27'54.800
7	27.393	37.079	36.491	35.431	2'16.394	167,4	12:30'11.194
8	27.940	37.019	33.560	33.921	2'12.440	167,4	12:32'23.634
9	27.248	37.005	33.786	34.104	2'12.143	166,4	12:34'35.777
10	27.144	36.954	34.600	33.661	2'12.359	167,4	12:36'48.136
11	<b>27.096</b>	<b>36.458</b>	35.101	37.267	2'15.922	161,7	12:39'04.058
12	27.136	36.894	<b>33.455</b>	<b>33.430</b>	<b>2'10.915</b>	166,9	12:41'14.973

20° 102 J. NACIMIENTO (2'11.554)							
Lap	Seg.1	Seg.2	Seg.3	Seg.4	Lap Time	km/h	Local Time
1		40.688	35.993	34.639		162,2	12:13'16.566
2	27.953	37.128	33.775	34.228	2'13.084	170,6	12:15'29.650
3	27.626	36.734	33.689	<b>33.505</b>	<b>2'11.554</b>	173,9	12:17'41.204
4	27.406	36.826	34.323	34.486	2'13.041	168,8	12:19'54.245
5	28.770	36.104	33.653	47.615	2'26.142P	174,8	12:22'20.387
6	2'07.947	37.385	33.992	33.775	3'53.099P	177,0	12:26'13.486
7	28.120	36.761	33.678	33.687	2'12.246	177,6	12:28'25.732
8	27.776	36.358	36.166	35.354	2'15.654	174,5	12:30'41.386
9	28.589	50.191	34.097	33.846	2'26.723	145,2	12:33'08.109
10	27.399	<b>36.038</b>	59.399	34.702	2'37.538	<b>181,5</b>	12:35'45.647
11	<b>27.255</b>	38.108	<b>33.467</b>	33.566	2'12.396	174,2	12:37'58.043
12	<b>27.255</b>	37.382	34.191	33.883	2'12.711	170,3	12:40'10.754

21° 66 M. SOTO (2'12.840)							
Lap	Seg.1	Seg.2	Seg.3	Seg.4	Lap Time	km/h	Local Time
1		41.527	36.537	34.715		156,7	12:14'22.368
2	27.924	38.194	34.480	37.070	2'17.668	160,5	12:16'40.036
3	27.818	37.847	35.419	34.125	2'15.209	157,0	12:18'55.245
4	<b>27.654</b>	<b>37.178</b>	<b>33.855</b>	34.153	<b>2'12.840</b>	162,9	12:21'08.085
5	29.856	37.982	34.270	37.946	2'20.054	166,2	12:23'28.139
6	29.421	42.553	34.963	34.362	2'21.299	146,3	12:25'49.438
7	28.396	38.496	34.301	52.074	2'33.267P	<b>166,4</b>	12:28'22.705
8	2'19.382	38.153	35.104	34.052	4'06.691P	161,0	12:32'29.396
9	27.886	38.397	34.112	34.300	2'14.695	160,2	12:34'44.091
10	28.122	38.108	34.564	34.106	2'14.900	161,2	12:36'58.991
11	28.006	38.538	34.579	<b>34.033</b>	2'15.156	158,4	12:39'14.147
12	28.354	38.073	34.293	34.228	2'14.948	160,7	12:41'29.095

22° 44 E. LAGOS (2'14.157)							
Lap	Seg.1	Seg.2	Seg.3	Seg.4	Lap Time	km/h	Local Time
1		39.891	38.571	37.930		159,3	12:13'48.716
2	28.644	38.139	34.560	<b>34.511</b>	2'15.854	166,4	12:16'04.570
3	<b>27.743</b>	37.547	<b>34.323</b>	34.953	2'14.566	163,6	12:18'19.136

4	27.874	<b>36.999</b>	34.480	34.804	<b>2'14.157</b>	163,6	12:20'33.293
5	28.287	37.642	34.512	35.590	2'16.031	165,6	12:22'49.324
6	28.970	37.484	35.806	58.153	2'40.413P	<b>168,5</b>	12:25'29.737
7	3'56.271	37.754	34.821	34.872	5'43.718P	166,9	12:31'13.455
8	28.893	37.173	34.369	34.677	2'15.112	165,9	12:33'28.567
9	28.204	37.539	35.774	35.639	2'17.156	167,4	12:35'45.723
10	28.124	37.526	34.969	56.097	2'36.716P	166,2	12:38'22.439

23° 57 N. CREXELL (2'14.572)							
Lap	Seg.1	Seg.2	Seg.3	Seg.4	Lap Time	km/h	Local Time
1		39.466	36.367	42.077		162,9	12:13'18.587
2	28.915	39.347	35.833	36.233	2'20.328	161,4	12:15'38.915
3	28.482	37.782	35.412	34.568	2'16.244	164,6	12:17'55.159
4	28.123	<b>37.329</b>	<b>34.708</b>	<b>34.412</b>	<b>2'14.572</b>	163,6	12:20'09.731
5	<b>27.910</b>	37.715	35.862	37.040	2'18.527	162,2	12:22'28.258
6	28.749	37.682	34.913	35.760	2'17.104	<b>168,5</b>	12:24'45.362
7	28.576	38.285	35.141	35.500	2'17.502	167,4	12:27'02.864
8	28.553	38.174	35.567	36.135	2'18.429	165,4	12:29'21.293
9	28.688	38.308	35.921	36.289	2'19.206	162,9	12:31'40.499
10	28.549	38.248	35.826	35.301	2'17.924	163,4	12:33'58.423
11	28.442	38.243	35.810	35.383	2'17.878	165,9	12:36'16.301
12	28.758	38.846	35.748	35.478	2'18.830	159,8	12:38'35.131
13	28.653	38.679	35.586	35.100	2'18.018	161,2	12:40'53.149

24° 29 E. MUÑOZ (2'17.837)							
Lap	Seg.1	Seg.2	Seg.3	Seg.4	Lap Time	km/h	Local Time
1		40.602	38.545	37.413		163,9	12:13'24.009
2	30.016	38.633	36.792	36.308	2'21.749	170,9	12:15'45.758
3	29.410	37.740	36.365	35.717	2'19.232	173,9	12:18'04.990
4	29.757	37.798	<b>35.243</b>	<b>35.509</b>	2'18.307	173,6	12:20'23.297
5	29.017	38.121	36.089	56.201	2'39.428P	171,7	12:23'02.725
6	6'03.234	38.598	36.892	38.017	7'56.741P	172,8	12:30'59.466
7	29.423	38.676	35.540	36.207	2'19.846	<b>175,6</b>	12:33'19.312
8	<b>28.879</b>	37.674	35.711	35.573	<b>2'17.837</b>	175,3	12:35'37.149
9	28.923	<b>37.098</b>	35.850	55.774	2'37.645P	172,8	12:38'14.794

25° 393 D. ESPINOZA (2'17.916)							
Lap	Seg.1	Seg.2	Seg.3	Seg.4	Lap Time	km/h	Local Time
1		42.759	39.376	37.877		159,8	12:13'25.060
2	29.703	39.409	36.958	35.785	2'21.855	160,0	12:15'46.915
3	29.377	39.119	<b>35.736</b>	35.704	2'19.936	<b>167,4</b>	12:18'06.851
4	28.664	<b>38.523</b>	35.737	<b>34.992</b>	<b>2'17.916</b>	162,2	12:20'24.767
5	<b>28.514</b>	38.671	35.923	57.953	2'41.061P	162,2	12:23'05.828

26° 88 P. FERNANDEZ (2'18.880)							
Lap	Seg.1	Seg.2	Seg.3	Seg.4	Lap Time	km/h	Local Time
1		49.245	45.644	41.353		116,8	12:13'50.786
2	32.822	43.427	39.405	37.346	2'33.000	147,7	12:16'23.786
3	30.718	40.293	36.898	37.141	2'25.050	165,1	12:18'48.836
4	29.917	39.236	36.243	36.063	2'21.459	167,2	12:21'10.295
5	29.776	39.121	35.826	36.023	2'20.746	170,9	12:23'31.041
6	29.564	38.622	35.535	35.927	2'19.648	170,6	12:25'50.689
7	29.526	38.981	35.498	<b>35.152</b>	2'19.157	<b>171,4</b>	12:28'09.846
8	<b>28.966</b>	38.790	<b>35.324</b>	35.800	<b>2'18.880</b>	170,1	12:30'28.726
9	29.365	<b>38.516</b>	35.847	58.230	2'41.958P	169,5	12:33'10.684

27° 13 M. CVITANOVIC (2'20.379)							
Lap	Seg.1	Seg.2	Seg.3	Seg.4	Lap Time	km/h	Local Time
1		46.813	40.821	41.045		157,7	12:13'19.881
2	32.047	39.326	37.202	37.151	2'25.726	168,0	12:15'45.607
3	30.460	39.739	37.435	36.785	2'24.419	174,8	12:18'10.026
4	31.355	38.116	<b>36.808</b>	36.842	2'23.121	176,2	12:20'33.147
5	30.120	37.853	37.063	36.723	2'21.759	169,5	12:22'54.906
6	29.847	<b>37.257</b>	37.220	<b>36.055</b>	<b>2'20.379</b>	177,3	12:25'15.285

12/10/2018 P = Pits In/Out - C = Lap Time Cancelled

These data/results cannot be reproduced, stored and/or transmitted in whole or in part by any manner of electronic, mechanical, photocopying, recording, broadcasting or otherwise now known or herein after developed without the previous express consent by the copyright owner, except for reproduction in daily press and regular printed publications on sale to the public within 60 days of the event related to those data/results and always provided that copyright symbol appears together as follows below.

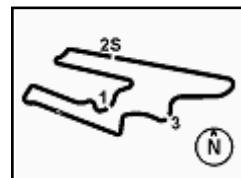
© DORNA WSBK ORGANIZATION Srl 2018





2.5

GP3



San Juan Villicum Circuit 4.276 m

4 / 4

## MOTUL Argentinian Round, 12 - 14 October 2018

### GP3 de las Américas - Chronological Analysis Free Practice 2nd Session

7	<b>29.820</b>	37.726	36.868	37.758	2'22.172	177,0	12:27'37.457
8	29.993	37.896	37.194	37.984	2'23.067	<b>177,9</b>	12:30'00.524
9	30.123	40.030	37.519	58.547	2'46.219P	163,9	12:32'46.743

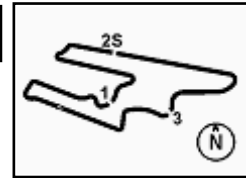
12/10/2018 P = Pits In/Out - C = Lap Time Cancelled

These data/results cannot be reproduced, stored and/or transmitted in whole or in part by any manner of electronic, mechanical, photocopying, recording, broadcasting or otherwise now known or herein after developed without the previous express consent by the copyright owner, except for reproduction in daily press and regular printed publications on sale to the public within 60 days of the event related to those data/results and always provided that copyright symbol appears together as follows below.

© DORNA WSBK ORGANIZATION Srl 2018



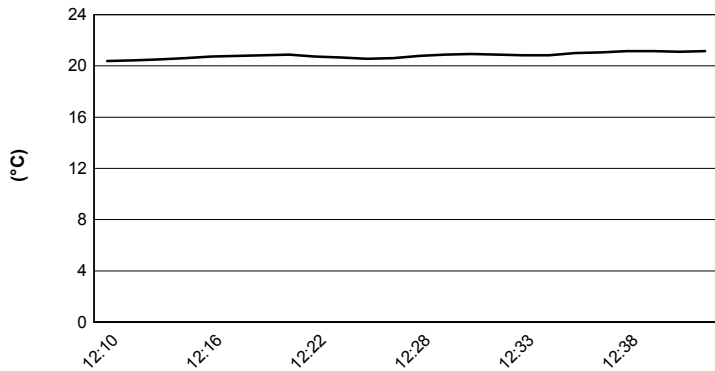
2.6  
GP3



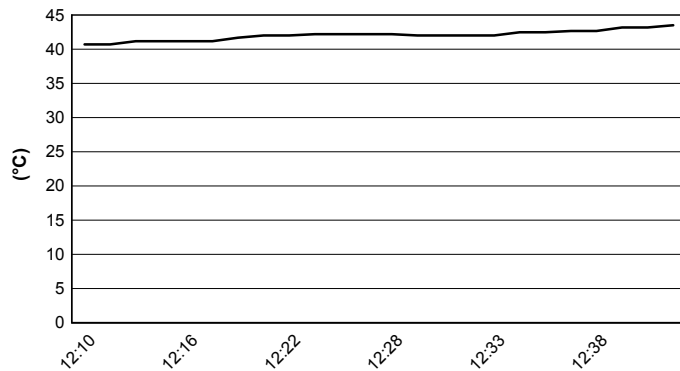
**MOTUL Argentinian Round, 12 - 14 October 2018**  
**GP3 de las Américas - Weather Report Free Practice 2nd Session**  
Session started 12:10 - Session ended 12:42

San Juan Villicum Circuit 4.276 m

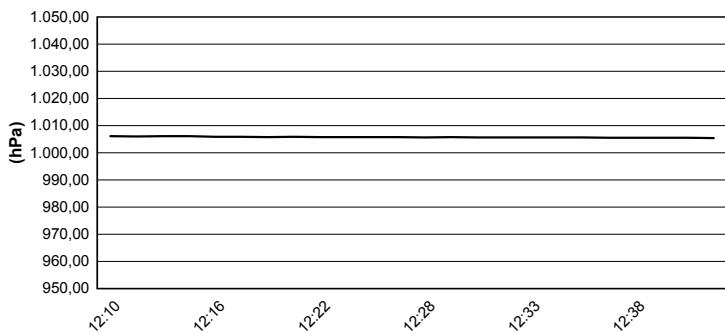
**Air Temperature**



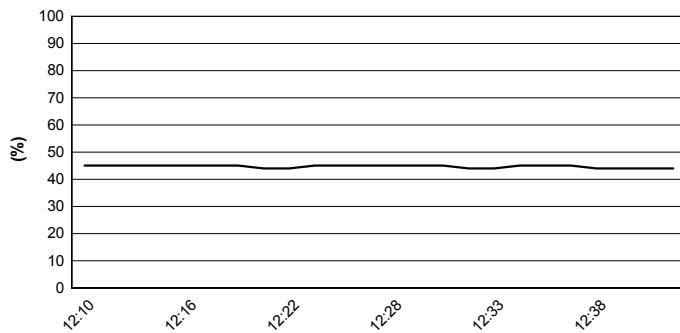
**Track Temperature**



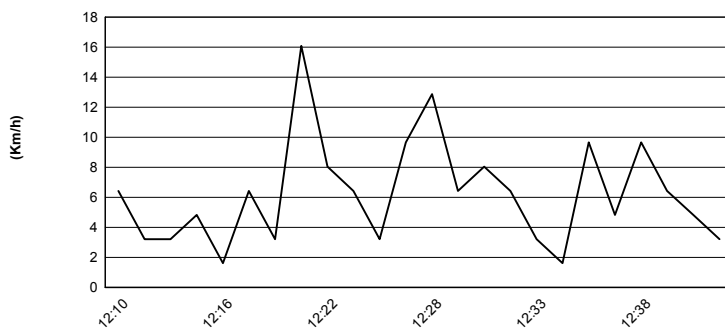
**Air Pressure**



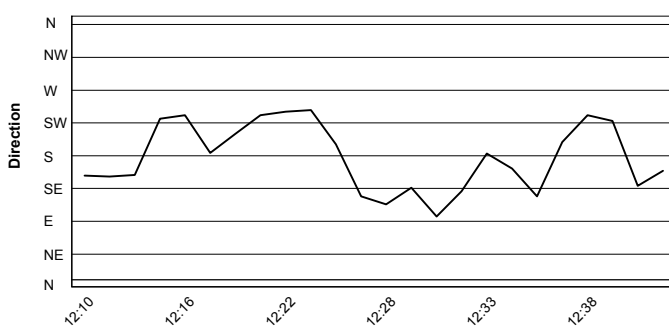
**Humidity**



**Wind Speed**



**Wind Direction**



12/10/2018

These data/results cannot be reproduced, stored and/or transmitted in whole or in part by any manner of electronic, mechanical, photocopying, recording, broadcasting or otherwise now known or herein after developed without the previous express consent by the copyright owner, except for reproduction in daily press and regular printed publications on sale to the public within 60 days of the event related to those data/results and always provided that copyright symbol appears together as follows below.

© DORNA WSBK ORGANIZATION Srl 2018