

5380 m.

COMMERCIAL BANK GRAND PRIX OF QATAR

Race

Classification after 20 laps = 107.6 km

29

Pos		Rider	Nation	Team	Motorcycle	Total Time	Km/h	Gap
1	25	12 Thomas LUTHI	SWI	Garage Plus Interwetten	KALEX	40'14.293	160.4	
2	20	39 Luis SALOM	SPA	SAG Team	KALEX	40'23.903	159.8	9.610
3	16	24 Simone CORSI	ITA	Speed Up Racing	SPEED UP	40'23.958	159.8	9.665
4	13	55 Hafizh SYAHRIN	MAL	Petronas Raceline Malaysia	KALEX	40'27.851	159.5	13.558
5	11	77 Dominique AEGERTER	SWI	CarXpert Interwetten	KALEX	40'30.357	159.3	16.064
6	10	52 Danny KENT	GBR	Leopard Racing	KALEX	40'30.407	159.3	16.114
7	9	21 Franco MORBIDELLI	ITA	Estrella Galicia 0,0 Marc VDS	KALEX	40'34.340	160.4	20.047
8	8	40 Alex RINS	SPA	Paginas Amarillas HP 40	KALEX	40'34.463	159.1	20.170
9	7	22 Sam LOWES	GBR	Federal Oil Gresini Moto2	KALEX	40'36.312	158.9	22.019
10	6	10 Luca MARINI	ITA	Forward Team	KALEX	40'38.542	158.8	24.249
11	5	44 Miguel OLIVEIRA	POR	Leopard Racing	KALEX	40'38.547	158.8	24.254
12	4	5 Johann ZARCO	FRA	Ajo Motorsport	KALEX	40'38.863	158.8	24.570
13	3	14 Ratthapark WILAIROT	THA	IDEMITSU Honda Team Asia	KALEX	40'39.957	158.7	25.664
14	2	30 Takaaki NAKAGAMI	JPN	IDEMITSU Honda Team Asia	KALEX	40'41.285	158.6	26.992
15	1	11 Sandro CORTESE	GER	Dynavolt Intact GP	KALEX	40'44.029	159.8	29.736
16		54 Mattia PASINI	ITA	Italtrans Racing Team	KALEX	40'44.697	158.4	30.404
17		23 Marcel SCHROTTER	GER	AGR Team	KALEX	40'52.739	157.9	38.446
18		2 Jesko RAFFIN	SWI	Sports-Millions-EMWE-SAG	KALEX	41'00.656	157.4	46.363
19		32 Isaac VIÑALES	SPA	Tech 3 Racing	TECH 3	41'00.836	157.4	46.543
20		70 Robin MULHAUSER	SWI	CarXpert Interwetten	KALEX	41'32.616	155.4	1'18.323
21		33 Alessandro TONUCCI	ITA	Tasca Racing Scuderia Moto2	KALEX	41'39.295	154.9	1'25.002
22		8 Efren VAZQUEZ	SPA	JPMoto Malaysia	SUTER	41'53.865	154.0	1'39.572
Not classified								
		49 Axel PONS	SPA	AGR Team	KALEX	32'25.047	159.3	4 laps
		97 Xavi VIERGE	SPA	Tech 3 Racing	TECH 3	30'27.061	159.0	5 laps
		19 Xavier SIMEON	BEL	QMMF Racing Team	SPEED UP	28'23.944	159.1	6 laps
		73 Alex MARQUEZ	SPA	Estrella Galicia 0,0 Marc VDS	KALEX	12'54.805	149.9	14 laps
		94 Jonas FOLGER	GER	Dynavolt Intact GP	KALEX	4'05.486	157.7	18 laps
		60 Julian SIMON	SPA	QMMF Racing Team	SPEED UP	2'12.043	146.6	19 laps
		57 Edgar PONS	SPA	Paginas Amarillas HP 40	KALEX	2'12.226	146.4	19 laps

Riders #11 & #21 jump start. 20" penalty applied

The results are provisional until the end of the limit for protest and appeals.

Time limit for protest expires 30' after publication of the results - Mr. Time:

These data/results cannot be reproduced, stored and/or transmitted in whole or in part by any manner of electronic, mechanical, photocopying, recording, broadcasting or otherwise now known or herein after developed without the previous express consent by the copyright owner, except for reproduction in daily press and regular printed publications on sale to the public within 60 days of the event related to those data/results and always provided that copyright symbol appears together as follows below.

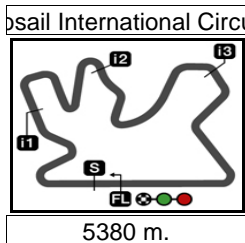
© DORNA, 2016

Official MotoGP Timing by TISSOT
www.motogp.com

Doha, Sunday, March 20, 2016

Page 1 of 2





Results and timing service provided by **TISSOT**

Moto2

COMMERCIAL BANK GRAND PRIX OF QATAR

Race

Classification after 20 laps = 107.6 km

29

Pos	Rider	Nation	Team	Motorcycle	Total Time	Km/h	Gap
-----	-------	--------	------	------------	------------	------	-----

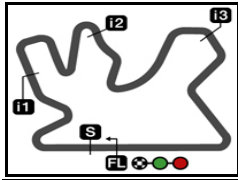
Race condition: Dry
 Air: 22°
 Humidity: 68%
 Ground: 24°

Pole Position:		Jonas FOLGER	1'59.052	162.6 Km/h
Fastest Lap (New record):	Lap 20	Sam LOWES	1'59.421	162.1 Km/h
Circuit Record Lap:	2015	Johann ZARCO	1'59.918	161.5 Km/h
Circuit Best Lap:	2016	Jonas FOLGER	1'59.052	162.6 Km/h

19:05'00		SIGHTING LAP START
19:18'00		WARM UP LAP START
19:21'22		RACE START
19:23'51	<u>Alex RINS</u>	<u>jump start</u>
19:23'51	<u>Johann ZARCO</u>	<u>jump start</u>
19:23'51	<u>Sam LOWES</u>	<u>jump start</u>
19:23'51	<u>Marcel SCHROTTER</u>	<u>jump start</u>
19:24'31	<u>Alex RINS</u>	<u>ride through penalty</u>
19:24'31	<u>Marcel SCHROTTER</u>	<u>ride through penalty</u>
19:24'31	<u>Sam LOWES</u>	<u>ride through penalty</u>
19:24'31	<u>Johann ZARCO</u>	<u>ride through penalty</u>
19:25'31	Johann ZARCO	entered pits for ride through
19:25'43	<u>Robin MULHAUSER</u>	<u>jump start</u>
19:25'43	<u>Takaaki NAKAGAMI</u>	<u>jump start</u>
19:25'53	Johann ZARCO	re-joined race
19:25'53	<u>Takaaki NAKAGAMI</u>	<u>ride through penalty</u>
19:25'53	<u>Robin MULHAUSER</u>	<u>ride through penalty</u>
19:26'07	Jonas FOLGER	crashed out - Rider OK
19:26'08	Julian SIMON	crashed out - Rider OK
19:26'55	Edgar PONS	crashed out - Rider OK
19:27'28	Alex RINS	entered pits for ride through
19:27'30	Sam LOWES	entered pits for ride through
19:27'31	Marcel SCHROTTER	entered pits for ride through
19:27'49	Alex RINS	re-joined race
19:27'51	Sam LOWES	re-joined race
19:27'54	Marcel SCHROTTER	re-joined race
19:31'43	Robin MULHAUSER	entered pits for ride through
19:32'05	Robin MULHAUSER	re-joined race
19:33'29	Takaaki NAKAGAMI	entered pits for ride through
19:33'53	Takaaki NAKAGAMI	re-joined race
19:35'12	Alex MARQUEZ	crashed out - Rider OK
19:51'00		Race start of riders #21 & #11 under inv
19:51'19	Xavier SIMEON	crashed out - Rider OK
19:52'06	Xavier SIMEON	re-joined race
19:52'40	Xavi VIERGE	crashed out - Rider OK
19:52'46	Xavier SIMEON	entered pits and retired
19:56'00	Axel PONS	crashed out - Rider OK
19:56'15	Axel PONS	re-joined race
19:56'26	Axel PONS	entered pits and retired
20:01'49		Riders #11 & #21 jump start. 20" penalty

Riders #11 & #21 jump start. 20" penalty applied

The results are provisional until the end of the limit for protest and appeals.
 Time limit for protest expires 30' after publication of the results - Mr. Time:
 These data/results cannot be reproduced, stored and/or transmitted in whole or in part by any manner of electronic, mechanical, photocopying, recording, broadcasting or otherwise now known or herein after developed without the previous express consent by the copyright owner, except for reproduction in daily press and regular printed publications on sale to the public within 60 days of the event related to those data/results and always provided that copyright symbol appears together as follows below.
 © DORNA, 2016



5380 m.

COMMERCIAL BANK GRAND PRIX OF QATAR

World Championship Classification

30

Rider	Nation	Points	Leader Previous	QAT	ARG	AME	SPA	FRA	ITA	CAT	NED	GER	AUT	CZE	GBR	RSM	ARA	JPN	AUS	MAL	VAL	
1 LUTHI Thomas	SWI	25		25																		
2 SALOM Luis	SPA	20	5	5	20																	
3 CORSI Simone	ITA	16	9	4	16																	
4 SYHRIN Hafizh	MAL	13	12	3	13																	
5 AEGERTER Dominique	SWI	11	14	2	11																	
6 KENT Danny	GBR	10	15	1	10																	
7 MORBIDELLI Franco	ITA	9	16	1	9																	
8 RINS Alex	SPA	8	17	1	8																	
9 LOWES Sam	GBR	7	18	1	7																	
10 MARINI Luca	ITA	6	19	1	6																	
11 OLIVEIRA Miguel	POR	5	20	1	5																	
12 ZARCO Johann	FRA	4	21	1	4																	
13 WILAIROT Ratthapark	THA	3	22	1	3																	
14 NAKAGAMI Takaaki	JPN	2	23	1	2																	
15 CORTESE Sandro	GER	1	24	1	1																	
16 PASINI Mattia	ITA	0	25	1	0																	
17 SCHROTTER Marcel	GER	0	25	0	0																	
18 RAFFIN Jesko	SWI	0	25	0	0																	
19 VIÑALES Isaac	SPA	0	25	0	0																	
20 MULHAUSER Robin	SWI	0	25	0	0																	
21 TONUCCI Alessandro	ITA	0	25	0	0																	
22 VAZQUEZ Efren	SPA	0	25	0	0																	

These data/results cannot be reproduced, stored and/or transmitted in whole or in part by any manner of electronic, mechanical, photocopying, recording, broadcasting or otherwise now known or herein after developed without the previous express consent by the copyright owner, except for reproduction in daily press and regular printed publications on sale to the public within 60 days of the event related to those data/results and always provided that copyright symbol appears together as follows below.

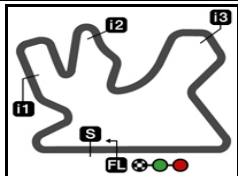
© DORNA, 2016

Official MotoGP Timing by TISSOT
www.motogp.com

Doha, Sunday, March 20, 2016

Page 1 of 2





5380 m.

COMMERCIAL BANK GRAND PRIX OF QATAR

World Championship Classification

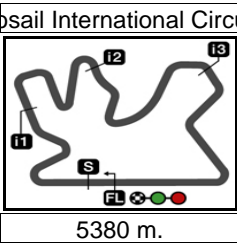
Moto2

30

Constructor	Points	Leader Previous	QAT	ARG	AME	SPA	FRA	ITA	CAT	NED	GER	AUT	CZE	GBR	RSM	ARA	JPN	AUS	MAL	VAL	
1 KALEX	25		25																		
2 SPEED UP	16	9	9																		

These data/results cannot be reproduced, stored and/or transmitted in whole or in part by any manner of electronic, mechanical, photocopying, recording, broadcasting or otherwise now known or herein after developed without the previous express consent by the copyright owner, except for reproduction in daily press and regular printed publications on sale to the public within 60 days of the event related to those data/results and always provided that copyright symbol appears together as follows below.
© DORNA, 2016





COMMERCIAL BANK GRAND PRIX OF QATAR

Race
Lap Chart

31

Pos	1	2	3	4	5	6	7	8	9	10	11	12	13	14	15	16	17	18	19	20	21	22	23	24	25	26	27	28	29
Grid	94	22	40	5	21	11	23	30	12	52	49	73	24	77	55	57	39	54	97	19	44	14	60	2	10	32	70	33	8



1	94	22	12	30	21	11	40	52	5	24	49	23	55	77	39	97	19	14	54	10	60	44	57	2	32	70	33	8	73
2	94	12	21	22	40	30	11	24	52	49	23	55	39	77	97	19	14	10	54	2	70	32	44	33	8	5	73		
3	21	12	30	24	11	52	55	49	39	77	19	97	10	14	54	44	2	70	32	33	8	40	22	23	5	73			
4	12	21	30	24	11	52	55	49	39	77	19	97	10	14	54	44	70	32	2	33	8	40	22	5	23	73			
5	21	12	30	11	24	55	52	49	39	77	19	97	10	14	54	44	32	2	33	40	22	8	5	23	70	73			
6	21	12	24	11	55	52	49	39	77	19	97	14	54	44	10	32	2	30	40	33	22	5	23	8	70	73			
7	12	21	24	11	55	52	39	49	77	19	97	14	44	54	10	2	32	40	22	30	5	33	23	8	70				
8	12	21	11	24	55	39	52	49	77	19	97	14	44	10	54	2	32	40	22	5	30	23	33	8	70				
9	12	21	24	11	39	55	52	49	77	19	97	14	10	44	54	40	2	32	22	5	30	23	33	8	70				
10	12	21	24	11	39	55	52	49	77	19	97	14	10	44	54	40	22	2	32	5	30	23	33	8	70				
L	11	21	12	24	11	39	55	52	49	77	19	97	14	44	10	54	40	22	5	2	30	32	23	33	70	8			
a	12	21	12	24	11	39	55	52	49	77	19	97	14	44	10	54	40	22	5	30	2	32	23	33	70	8			
P	13	21	12	24	11	39	55	52	49	77	19	97	14	44	10	54	40	22	5	30	32	2	23	33	70	8			
S	14	21	12	24	11	39	55	52	49	77	19	97	14	10	44	54	40	22	5	30	23	32	2	70	33	8			
	15	21	12	24	11	39	55	52	49	77	97	14	10	44	40	54	22	5	30	23	32	2	70	33	8				
	16	21	12	24	11	39	55	52	49	77	10	40	14	44	54	22	5	30	23	32	2	70	33	8					
	17	21	12	24	11	39	55	52	77	40	10	14	44	22	54	5	30	23	32	2	70	33	8						
	18	21	12	24	11	39	55	52	77	40	10	44	22	14	5	30	54	23	32	2	70	33	8						
	19	21	12	11	24	39	55	52	77	40	10	22	44	14	5	30	54	23	2	32	70	33	8						
	20	12	21	39	24	11	55	77	52	40	22	10	44	5	14	30	54	23	2	32	70	33	8						

Winner Lapped rider

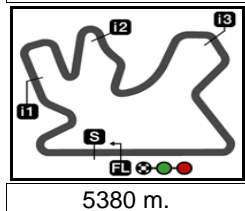
These data/results cannot be reproduced, stored and/or transmitted in whole or in part by any manner of electronic, mechanical, photocopying, recording, broadcasting or otherwise now known or herein after developed without the previous express consent by the copyright owner, except for reproduction in daily press and regular printed publications on sale to the public within 60 days of the event related to those data/results and always provided that copyright symbol appears together as follows below.

© DORNA, 2016

Official MotoGP Timing by TISSOT
www.motogp.com

Doha, Sunday, March 20, 2016






COMMERCIAL BANK GRAND PRIX OF QATAR

Race

Fastest Lap of Each Rider

32

	Rider	Nation	Team	Motorcycle	Time	Lap Total	Gap
1	22 Sam LOWES	GBR	Federal Oil Gresini Moto2	KALEX	1'59.421	20 20	
2	94 Jonas FOLGER	GER	Dynavolt Intact GP	KALEX	1'59.622	2 2	0.201 0.201
3	21 Franco MORBIDELLI	ITA	Estrella Galicia 0,0 Marc VDS	KALEX	1'59.710	2 20	0.289 0.088
4	5 Johann ZARCO	FRA	Ajo Motorsport	KALEX	1'59.794	19 20	0.373 0.084
5	40 Alex RINS	SPA	Paginas Amarillas HP 40	KALEX	1'59.909	11 20	0.488 0.115
6	12 Thomas LUTHI	SWI	Garage Plus Interwetten	KALEX	1'59.992	2 20	0.571 0.083
7	30 Takaaki NAKAGAMI	JPN	IDEMITSU Honda Team Asia	KALEX	1'59.997	14 20	0.576 0.005
8	73 Alex MARQUEZ	SPA	Estrella Galicia 0,0 Marc VDS	KALEX	2'00.094	6 6	0.673 0.097
9	11 Sandro CORTESE	GER	Dynavolt Intact GP	KALEX	2'00.112	4 20	0.691 0.018
10	39 Luis SALOM	SPA	SAG Team	KALEX	2'00.141	19 20	0.720 0.029
11	24 Simone CORSI	ITA	Speed Up Racing	SPEED UP	2'00.235	2 20	0.814 0.094
12	55 Hafizh SYAHRIN	MAL	Petronas Raceline Malaysia	KALEX	2'00.301	4 20	0.880 0.066
13	52 Danny KENT	GBR	Leopard Racing	KALEX	2'00.550	3 20	1.129 0.249
14	77 Dominique AEGERTER	SWI	CarXpert Interwetten	KALEX	2'00.686	5 20	1.265 0.136
15	49 Axel PONS	SPA	AGR Team	KALEX	2'00.738	3 16	1.317 0.052
16	23 Marcel SCHROTTER	GER	AGR Team	KALEX	2'00.749	11 20	1.328 0.011
17	19 Xavier SIMEON	BEL	QMMF Racing Team	SPEED UP	2'00.766	10 14	1.345 0.017
18	44 Miguel OLIVEIRA	POR	Leopard Racing	KALEX	2'00.769	20 20	1.348 0.003
19	97 Xavi VIERGE	SPA	Tech 3 Racing	TECH 3	2'00.828	7 15	1.407 0.059
20	10 Luca MARINI	ITA	Forward Team	KALEX	2'00.834	5 20	1.413 0.006
21	14 Ratthapark WILAIROT	THA	IDEMITSU Honda Team Asia	KALEX	2'00.885	7 20	1.464 0.051
22	54 Mattia PASINI	ITA	Italtrans Racing Team	KALEX	2'01.260	10 20	1.839 0.375
23	32 Isaac VIÑALES	SPA	Tech 3 Racing	TECH 3	2'01.748	12 20	2.327 0.488
24	2 Jesko RAFFIN	SWI	Sports-Millions-EMWE-SAG	KALEX	2'01.956	16 20	2.535 0.208
25	70 Robin MULHAUSER	SWI	CarXpert Interwetten	KALEX	2'02.011	4 20	2.590 0.055
26	33 Alessandro TONUCCI	ITA	Tasca Racing Scuderia Moto2	KALEX	2'03.365	3 20	3.944 1.354
27	8 Efren VAZQUEZ	SPA	JPMoto Malaysia	SUTER	2'04.821	14 20	5.400 1.456

These data/results cannot be reproduced, stored and/or transmitted in whole or in part by any manner of electronic, mechanical, photocopying, recording, broadcasting or otherwise now known or herein after developed without the previous express consent by the copyright owner, except for reproduction in daily press and regular printed publications on sale to the public within 60 days of the event related to those data/results and always provided that copyright symbol appears together as follows below.

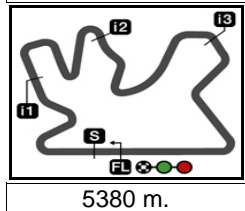
© DORNA, 2016

Official MotoGP Timing by TISSOT
www.motogp.com

Doha, Sunday, March 20, 2016





**COMMERCIAL BANK GRAND PRIX OF QATAR***After the Race***Event Best Maximum Speed****33**

<i>Rider</i>	<i>Nation Team</i>	<i>Motorcycle</i>	<i>Km/h</i>	
70 Robin MULHAUSER	SWI CarXpert Interwetten	KALEX	286.7	Race
57 Edgar PONS	SPA Paginas Amarillas HP 40	KALEX	285.8	Race
12 Thomas LUTHI	SWI Garage Plus Interwetten	KALEX	285.1	Race
11 Sandro CORTESE	GER Dynavolt Intact GP	KALEX	284.6	Race
40 Alex RINS	SPA Paginas Amarillas HP 40	KALEX	284.1	Race
77 Dominique AEGERTER	SWI CarXpert Interwetten	KALEX	284.1	Race
5 Johann ZARCO	FRA Ajo Motorsport	KALEX	283.6	Race
55 Hafizh SYAHRIN	MAL Petronas Raceline Malaysia	KALEX	283.6	Race
39 Luis SALOM	SPA SAG Team	KALEX	283.5	Race
49 Axel PONS	SPA AGR Team	KALEX	283.4	Free Practice Nr. 3
44 Miguel OLIVEIRA	POR Leopard Racing	KALEX	283.3	Race
21 Franco MORBIDELLI	ITA Estrella Galicia 0,0 Marc VDS	KALEX	282.9	Race
24 Simone CORSI	ITA Speed Up Racing	SPEED UP	282.7	Race
14 Rattapark WILAIROT	THA IDEMITSU Honda Team Asia	KALEX	282.7	Race
10 Luca MARINI	ITA Forward Team	KALEX	282.4	Race
52 Danny KENT	GBR Leopard Racing	KALEX	282.2	Warm Up
30 Takaaki NAKAGAMI	JPN IDEMITSU Honda Team Asia	KALEX	281.7	Race
97 Xavi VIERGE	SPA Tech 3 Racing	TECH 3	281.6	Race
19 Xavier SIMEON	BEL QMMF Racing Team	SPEED UP	281.6	Race
8 Efren VAZQUEZ	SPA JPMoto Malaysia	SUTER	281.6	Race
23 Marcel SCHROTTER	GER AGR Team	KALEX	281.5	Race
22 Sam LOWES	GBR Federal Oil Gresini Moto2	KALEX	280.7	Race
60 Julian SIMON	SPA QMMF Racing Team	SPEED UP	280.5	Race
2 Jesko RAFFIN	SWI Sports-Millions-EMWE-SAG	KALEX	280.4	Race
7 Lorenzo BALDASSARRI	ITA Forward Team	KALEX	279.9	Free Practice Nr. 2
54 Mattia PASINI	ITA Italtrans Racing Team	KALEX	278.7	Race
32 Isaac VIÑALES	SPA Tech 3 Racing	TECH 3	278.5	Race
33 Alessandro TONUCCI	ITA Tasca Racing Scuderia Moto2	KALEX	278.4	Race
73 Alex MARQUEZ	SPA Estrella Galicia 0,0 Marc VDS	KALEX	278.0	Free Practice Nr. 3
94 Jonas FOLGER	GER Dynavolt Intact GP	KALEX	277.9	Warm Up

These data/results cannot be reproduced, stored and/or transmitted in whole or in part by any manner of electronic, mechanical, photocopying, recording, broadcasting or otherwise now known or herein after developed without the previous express consent by the copyright owner, except for reproduction in daily press and regular printed publications on sale to the public within 60 days of the event related to those data/results and always provided that copyright symbol appears together as follows below.

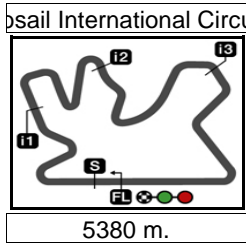
© DORNA, 2016

Official MotoGP Timing by TISSOT
www.motogp.com

Doha, Sunday, March 20, 2016

moto2





COMMERCIAL BANK GRAND PRIX OF QATAR

Race

Chronological Analysis of Performances

34

* Lap / Sector time cancelled T1 Time from finish line to 1st intermediate T3 Time from 2nd intermed. to 3rd intermed.
P Crossing the finish line in pit lane T2 Time from 1st intermed. to 2nd intermed. T4 Time from 3rd intermediate to finish line

Lap	Lap Time	T1	T2	T3	T4	Speed	Lap	Lap Time	T1	T2	T3	T4	Speed
1st 12 Thomas LUTHI Garage Plus Interwett SWI							3rd 24 Simone CORSI Speed Up Racing ITA						
1	2'07.091	33.015	31.240	29.237	33.599	181.2	1	2'08.655	34.171	31.581	29.263	33.640	187.4
2	1'59.992	26.277	30.780	29.169	33.766	281.1	2	2'00.235	26.437	30.955	29.217	33.626	282.7
3	2'00.307	26.116	30.950	29.632	33.609	279.6	3	2'00.350	26.184	31.204	29.220	33.742	280.2
4	2'00.019	26.164	30.947	29.236	33.672	282.7	4	2'00.263	26.257	30.937	29.312	33.757	278.4
5	2'00.562	26.094	30.992	29.755	33.721	280.6	5	2'00.627	26.593	31.004	29.336	33.694	279.0
6	2'00.943	26.335	31.456	29.363	33.789	279.3	6	2'00.485	26.133	31.137	29.377	33.838	282.2
7	2'00.037	26.106	30.862	29.348	33.721	281.1	7	2'00.614	26.312	30.961	29.456	33.885	276.7
8	2'00.254	26.160	30.928	29.365	33.801	279.2	8	2'00.713	26.472	31.025	29.404	33.812	275.5
9	2'00.198	26.122	30.883	29.331	33.862	279.6	9	2'01.087	26.393	31.207	29.502	33.985	281.2
10	2'00.455	26.092	31.060	29.520	33.783	281.5	10	2'01.020	26.415	31.082	29.552	33.971	275.9
11	2'00.830	26.423	31.225	29.350	33.832	282.1	11	2'00.957	26.462	31.071	29.528	33.896	276.8
12	2'00.662	26.212	31.091	29.490	33.869	283.4	12	2'00.950	26.467	31.078	29.570	33.835	276.3
13	2'00.389	26.252	30.987	29.391	33.759	282.2	13	2'00.958	26.343	31.056	29.560	33.999	275.6
14	2'00.273	26.232	30.970	29.358	33.713	279.2	14	2'00.896	26.385	31.043	29.518	33.950	276.4
15	2'00.426	26.251	30.975	29.297	33.903	282.5	15	2'01.092	26.434	31.148	29.651	33.859	276.0
16	2'00.586	26.204	31.112	29.436	33.834	283.8	16	2'01.043	26.412	31.117	29.605	33.909	276.2
17	2'00.391	26.337	31.012	29.326	33.716	276.4	17	2'01.010	26.470	31.054	29.542	33.944	277.2
18	2'00.132	26.238	30.881	29.294	33.719	283.9	18	2'00.810	26.366	31.063	29.542	33.839	276.3
19	2'00.556	26.099	31.033	29.471	33.953	285.1	19	2'01.170	26.618	31.152	29.590	33.810	274.8
20	2'00.190	26.136	30.881	29.294	33.879	284.5	20	2'01.023	26.416	31.041	29.570	33.996	281.5
2nd 39 Luis SALOM SAG Team SPA							4th 55 Hafizh SYAHRIN Petronas Raceline Ma MAL						
1	2'09.951	34.504	32.130	29.415	33.902	191.7	1	2'09.751	34.462	31.790	29.649	33.850	191.0
2	2'00.869	26.565	31.060	29.440	33.804	283.5	2	2'00.625	26.399	31.111	29.458	33.657	277.9
3	2'00.674	26.368	31.076	29.425	33.805	283.3	3	2'00.477	26.310	31.134	29.351	33.682	283.6
4	2'00.928	26.286	31.448	29.401	33.793	282.7	4	2'00.301	26.314	30.967	29.270	33.750	280.0
5	2'00.470	26.308	31.100	29.330	33.732	281.7	5	2'00.567	26.208	31.122	29.450	33.787	283.2
6	2'00.514	26.251	31.143	29.381	33.739	283.1	6	2'01.116	26.499	31.175	29.594	33.848	276.5
7	2'00.837	26.314	31.190	29.528	33.805	283.3	7	2'01.115	26.414	31.262	29.552	33.887	275.8
8	2'00.906	26.301	31.195	29.556	33.854	280.3	8	2'00.878	26.422	31.177	29.503	33.776	275.2
9	2'01.431	26.403	31.257	29.723	34.048	281.7	9	2'01.782	26.580	31.262	29.959	33.981	275.2
10	2'01.091	26.316	31.290	29.600	33.885	280.4	10	2'01.216	26.494	31.252	29.648	33.822	281.9
11	2'00.972	26.286	31.173	29.575	33.938	279.9	11	2'00.922	26.438	31.174	29.459	33.851	279.9
12	2'00.899	26.331	31.029	29.493	34.046	279.0	12	2'01.090	26.484	31.136	29.434	34.036	279.8
13	2'00.708	26.298	31.052	29.493	33.865	278.4	13	2'00.849	26.295	31.170	29.555	33.829	278.4
14	2'01.094	26.298	31.202	29.687	33.907	279.3	14	2'00.833	26.333	31.151	29.561	33.788	278.5
15	2'00.666	26.273	31.132	29.527	33.734	279.7	15	2'00.839	26.362	31.205	29.500	33.772	279.4
16	2'00.415	26.216	31.035	29.486	33.678	280.1	16	2'00.912	26.481	31.131	29.426	33.874	278.5
17	2'00.460	26.252	30.986	29.472	33.750	279.7	17	2'00.584	26.364	31.008	29.490	33.722	277.1
18	2'00.508	26.351	31.033	29.408	33.716	279.7	18	2'00.728	26.377	31.193	29.416	33.742	277.8
19	2'00.141	26.213	30.929	29.331	33.668	280.6	19	2'00.948	26.392	31.117	29.521	33.918	277.5
20	2'00.369	26.417	30.857	29.295	33.800	280.6	20	2'02.318	26.777	31.468	29.822	34.251	276.7

Fastest Lap: 1'59.992 26.277 30.780 29.169 33.766

These data/results cannot be reproduced, stored and/or transmitted in whole or in part by any manner of electronic, mechanical, photocopying, recording, broadcasting or otherwise now known or herein after developed without the previous express consent by the copyright owner, except for reproduction in daily press and regular printed publications on sale to the public within 60 days of the event related to those data/results and always provided that copyright symbol appears together as follows below.
© DORNA, 2016



Race

Moto2

Lap	Lap Time	T1	T2	T3	T4	Speed	Lap	Lap Time	T1	T2	T3	T4	Speed
5th 77 Dominique AEGER CarXpert Interwetten SWI							9	2'00.136	26.201	30.932	29.347	33.656	280.8
							10	2'00.455	26.232	31.000	29.526	33.697	280.0
1	2'09.763	34.055	32.071	29.651	33.986	187.4	11	2'00.603	26.286	31.101	29.402	33.814	279.2
2	2'01.393	26.558	31.437	29.458	33.940	280.8	12	2'00.624	26.278	31.041	29.482	33.823	275.4
3	2'00.775	26.274	31.149	29.433	33.919	283.2	13	2'00.430	26.278	30.958	29.450	33.744	275.0
4	2'00.689	26.237	31.230	29.436	33.786	281.9	14	2'00.319	26.208	30.999	29.402	33.710	275.7
5	2'00.686	26.271	31.163	29.413	33.839	283.6	15	2'00.443	26.249	30.866	29.455	33.873	276.3
6	2'00.949	26.221	31.156	29.594	33.978	281.0	16	2'00.638	26.239	30.955	29.509	33.935	276.2
7	2'01.032	26.282	31.202	29.580	33.968	280.3	17	2'00.337	26.263	30.911	29.431	33.732	275.5
8	2'00.931	26.268	31.190	29.555	33.918	280.9	18	2'00.107	26.190	30.817	29.381	33.719	276.1
9	2'01.161	26.306	31.253	29.567	34.035	281.5	19	2'00.611	26.117	30.984	29.534	33.976	276.0
10	2'01.346	26.365	31.371	29.605	34.005	284.1	20	2'00.328	26.333	30.947	29.278	33.770	276.7
11	2'01.296	26.316	31.362	29.687	33.931	283.3	8th 40 Alex RINS Paginas Amarillas HP SPA						
12	2'00.839	26.315	31.128	29.494	33.902	280.7	1	2'08.193	33.573	31.554	29.185	33.881	174.2
13	2'00.989	26.273	31.236	29.502	33.978	281.6	2	1'59.976	26.248	30.901	29.135	33.692	284.1
14	2'01.026	26.276	31.211	29.606	33.933	281.2	3	2'19.997 P	26.261	30.993	29.164	53.579	279.6
15	2'01.094	26.233	31.275	29.625	33.961	282.7	4	2'03.753	29.678	30.988	29.280	33.807	164.3
16	2'01.312	26.287	31.285	29.698	34.042	282.4	5	2'00.590	26.229	31.373	29.274	33.714	277.6
17	2'01.364	26.305	31.290	29.561	34.208	282.5	6	2'00.065	26.240	30.859	29.177	33.789	277.2
18	2'00.917	26.312	31.198	29.590	33.817	281.4	7	2'00.112	26.277	30.877	29.259	33.699	276.6
19	2'01.489	26.392	31.357	29.685	34.055	282.8	8	2'00.002	26.312	30.849	29.181	33.660	277.9
20	2'01.306	26.320	31.277	29.731	33.978	282.6	9	2'00.382	26.320	30.953	29.224	33.885	280.2
6th 52 Danny KENT Leopard Racing GBR							10	2'00.157	26.208	30.882	29.231	33.836	277.0
1	2'08.348	33.478	31.754	29.385	33.731	179.9	11	1'59.909	26.211	30.847	29.208	33.643	273.9
2	2'01.488	26.589	31.652	29.380	33.867	281.8	12	2'00.104	26.190	30.889	29.212	33.813	278.0
3	2'00.550	26.387	30.919	29.396	33.848	276.2	13	1'59.945	26.150	30.831	29.225	33.739	278.9
4	2'00.673	26.390	30.997	29.401	33.885	275.0	14	2'00.115	26.225	30.916	29.251	33.723	278.9
5	2'01.001	26.641	31.041	29.514	33.805	275.3	15	2'00.042	26.231	31.014	29.195	33.602	281.0
6	2'01.036	26.529	31.090	29.524	33.893	277.7	16	2'00.042	26.282	30.861	29.141	33.758	283.8
7	2'01.091	26.475	31.137	29.564	33.915	276.7	17	2'00.247	26.194	30.853	29.403	33.797	277.7
8	2'01.207	26.594	31.121	29.588	33.904	276.4	18	2'00.538	26.302	31.045	29.364	33.827	277.4
9	2'01.444	26.557	31.070	29.767	34.050	278.8	19	2'00.080	26.277	30.907	29.212	33.684	276.9
10	2'01.391	26.545	31.165	29.672	34.009	277.1	20	2'00.214	26.277	30.912	29.281	33.744	278.1
11	2'00.885	26.498	31.076	29.564	33.747	278.9	9th 22 Sam LOWES Federal Oil Gresini M GBR						
12	2'01.066	26.445	31.151	29.517	33.953	278.7	1	2'07.059	32.914	31.189	29.201	33.755	172.5
13	2'00.858	26.455	31.011	29.533	33.859	278.2	2	2'00.750	26.568	31.205	29.107	33.870	274.1
14	2'01.201	26.653	31.157	29.643	33.748	278.1	3	2'22.994 P	26.582	30.814	29.118	56.480	274.6
15	2'00.895	26.431	31.129	29.533	33.802	276.5	4	2'03.714	29.789	30.933	29.204	33.788	157.5
16	2'01.136	26.549	31.142	29.531	33.914	277.7	5	2'00.302	26.320	30.760	29.198	34.024	276.4
17	2'01.785	26.379	31.582	29.834	33.990	276.8	6	1'59.895	26.221	30.786	29.116	33.772	276.7
18	2'01.285	26.502	31.128	29.649	34.006	275.4	7	2'00.327	26.190	31.005	29.345	33.787	276.7
19	2'01.419	26.545	31.227	29.708	33.939	274.9	8	1'59.935	26.216	30.809	29.208	33.702	277.2
20	2'01.648	26.536	31.596	29.639	33.877	274.8	9	1'59.611	26.276	30.624	29.088	33.623	277.2
7th 21 Franco MORBIDEL Estrella Galicia 0,0 M ITA							10	2'00.497	26.274	30.864	29.522	33.837	280.7
1	2'07.470	33.110	31.342	29.311	33.707	175.8	11	1'59.809	26.265	30.717	29.176	33.651	277.9
2	1'59.710	26.199	30.856	29.075	33.580	279.8	12	1'59.775	26.144	30.745	29.102	33.784	278.2
3	2'00.034	26.292	30.900	29.221	33.621	282.9	13	2'02.488	26.155	30.840	29.120	36.373	278.2
4	2'00.238	26.446	30.966	29.256	33.570	275.5	14	2'00.699	26.657	30.974	29.294	33.774	276.4
5	2'00.423	26.164	31.020	29.492	33.747	278.1	15	1'59.703	26.097	30.802	29.174	33.630	277.4
6	2'01.001	26.336	31.354	29.395	33.916	275.2	16	1'59.624	26.130	30.795	29.130	33.569	277.9
7	2'00.260	26.423	30.867	29.214	33.756	274.3	17	1'59.843	25.977	30.765	29.396	33.705	279.4
8	2'00.173	26.175	31.000	29.310	33.688	280.0	18	1'59.891	26.017	30.684	29.377	33.813	277.7

Fastest Lap:

1'59.992 26.277 30.780 29.169 33.766

These data/results cannot be reproduced, stored and/or transmitted in whole or in part by any manner of electronic, mechanical, photocopying, recording, broadcasting or otherwise now known or herein after developed without the previous express consent by the copyright owner, except for reproduction in daily press and regular printed publications on sale to the public within 60 days of the event related to those data/results and always provided that copyright symbol appears together as follows below.

© DORNA, 2016

Official MotoGP Timing by TISSOT
www.motogp.com

Doha, Sunday, March 20, 2016

Page 2 of 6

moto2



Race

Moto2

Lap	Lap Time	T1	T2	T3	T4	Speed	Lap	Lap Time	T1	T2	T3	T4	Speed
19	1'59.975	26.113	30.753	29.200	33.909	280.4	6	2'00.247	26.253	30.874	29.307	33.813	277.9
20	1'59.421	26.074	30.625	29.114	33.608	278.5	7	2'00.110	26.155	30.844	29.308	33.803	276.4
10th 10 Luca MARINI Forward Team ITA							8	2'00.068	26.189	30.786	29.329	33.764	279.7
1	2'11.437	35.261	32.352	29.880	33.944	188.0	9	2'00.234	26.208	30.820	29.332	33.874	277.2
2	2'01.000	26.516	31.155	29.325	34.004	282.1	10	2'00.271	26.189	30.821	29.360	33.901	276.3
3	2'00.855	26.437	31.210	29.444	33.764	279.4	11	2'00.443	26.197	30.910	29.308	34.028	279.2
4	2'01.074	26.523	31.220	29.376	33.955	282.4	12	2'00.380	26.315	30.895	29.317	33.853	276.9
5	2'00.834	26.300	31.135	29.506	33.893	280.4	13	2'00.322	26.275	30.816	29.323	33.908	275.7
6	2'05.708	31.242	31.164	29.433	33.869	281.3	14	2'00.113	26.237	30.782	29.321	33.773	277.4
7	2'00.986	26.406	30.922	29.492	34.166	276.3	15	2'00.000	26.252	30.771	29.173	33.804	277.9
8	2'00.846	26.652	30.888	29.464	33.842	280.4	16	2'00.185	26.256	30.826	29.335	33.768	277.8
9	2'01.158	26.554	30.932	29.577	34.095	280.8	17	1'59.898	26.121	30.749	29.251	33.777	277.8
10	2'01.118	26.622	30.970	29.598	33.928	274.9	18	2'00.382	26.167	31.046	29.416	33.753	279.5
11	2'01.162	26.403	31.070	29.714	33.975	275.5	19	1'59.794	26.195	30.726	29.219	33.654	277.1
12	2'01.372	26.741	31.080	29.697	33.854	275.2	20	1'59.859	26.102	30.848	29.284	33.625	281.1
13	2'00.886	26.441	30.963	29.609	33.873	277.8	13th 14 Ratthapark WILAIR IDEMITSU Honda Te THA						
14	2'01.157	26.423	31.064	29.644	34.026	277.4	1	2'11.269	34.998	32.764	29.568	33.939	195.4
15	2'01.497	26.464	31.148	29.725	34.160	275.2	2	2'00.916	26.474	31.201	29.396	33.845	274.6
16	2'01.442	26.530	31.173	29.748	33.991	276.1	3	2'01.479	26.586	31.563	29.456	33.874	282.7
17	2'01.611	26.583	31.114	29.872	34.042	274.5	4	2'01.036	26.317	31.323	29.461	33.935	280.6
18	2'01.276	26.461	31.060	29.738	34.017	276.6	5	2'00.933	26.368	31.146	29.457	33.962	279.9
19	2'01.399	26.564	31.135	29.736	33.964	275.9	6	2'01.095	26.447	31.152	29.472	34.024	278.4
20	2'01.724	26.537	31.241	29.838	34.108	275.5	7	2'00.885	26.340	31.129	29.538	33.878	277.0
11th 44 Miguel OLIVEIRA Leopard Racing POR							8	2'01.145	26.471	31.112	29.647	33.915	277.7
1	2'12.060	34.959	33.271	29.862	33.968	192.2	9	2'01.057	26.362	31.109	29.687	33.899	276.5
2	2'03.871	28.612	31.602	29.536	34.121	282.4	10	2'01.108	26.413	31.115	29.571	34.009	277.2
3	2'01.293	26.608	31.304	29.511	33.870	283.3	11	2'01.390	26.454	31.302	29.574	34.060	276.2
4	2'01.148	26.439	31.208	29.544	33.957	277.3	12	2'01.074	26.374	31.188	29.545	33.967	277.6
5	2'00.932	26.386	31.206	29.496	33.844	276.4	13	2'01.653	26.568	31.253	29.758	34.074	278.7
6	2'01.093	26.819	31.076	29.374	33.824	278.2	14	2'01.136	26.512	31.172	29.480	33.972	277.4
7	2'01.300	26.457	31.174	29.566	34.103	270.9	15	2'01.411	26.490	31.245	29.641	34.035	276.7
8	2'00.933	26.521	31.061	29.451	33.900	277.2	16	2'06.042	26.633	35.071	30.033	34.305	277.0
9	2'01.296	26.688	31.205	29.462	33.941	276.4	17	2'01.524	26.447	31.298	29.730	34.049	278.8
10	2'01.222	26.622	31.195	29.450	33.955	276.6	18	2'02.160	26.481	31.326	30.067	34.286	275.7
11	2'01.018	26.354	31.111	29.695	33.858	278.2	19	2'01.247	26.499	31.211	29.565	33.972	277.3
12	2'00.950	26.585	31.057	29.444	33.864	275.9	20	2'01.397	26.487	31.411	29.540	33.959	276.4
13	2'00.908	26.463	31.091	29.412	33.942	276.7	14th 30 Takaaki NAKAGAMI IDEMITSU Honda Te JPN						
14	2'03.982	29.546	31.098	29.511	33.827	277.6	1	2'07.435	32.894	31.118	29.662	33.761	178.8
15	2'01.152	26.495	31.213	29.566	33.878	276.5	2	2'00.895	26.439	31.159	29.553	33.744	278.9
16	2'01.333	26.698	31.186	29.558	33.891	277.4	3	2'00.490	26.419	31.023	29.287	33.761	280.8
17	2'01.001	26.475	31.105	29.543	33.878	278.7	4	2'00.328	26.350	30.868	29.312	33.798	276.8
18	2'01.262	26.462	31.221	29.616	33.963	279.1	5	2'00.534	26.434	30.903	29.474	33.723	276.5
19	2'01.024	26.566	31.172	29.461	33.825	275.6	6	2'22.472 P	26.372	31.202	29.410	55.488	276.7
20	2'00.769	26.444	31.155	29.501	33.669	276.5	7	2'04.730	30.314	31.043	29.467	33.906	157.2
12th 5 Johann ZARCO Ajo Motorsport FRA							8	2'00.405	26.463	30.882	29.319	33.741	278.3
1	2'08.579	33.693	31.710	29.350	33.826	174.5	9	2'00.517	26.380	31.014	29.352	33.771	281.0
2	2'23.303 P	26.640	31.236	29.205	56.222	283.6	10	2'00.417	26.322	30.868	29.356	33.871	280.1
3	2'04.004	29.611	30.965	29.497	33.931	161.4	11	2'00.557	26.332	30.810	29.513	33.902	280.9
4	2'00.318	26.292	30.801	29.336	33.889	274.5	12	2'00.480	26.353	30.891	29.462	33.774	280.3
5	2'00.353	26.318	30.834	29.353	33.848	276.7	13	2'00.126	26.363	30.773	29.302	33.688	279.1
							14	1'59.997	26.263	30.829	29.277	33.628	280.0
							15	2'00.228	26.243	30.933	29.352	33.700	280.8

Fastest Lap:

1'59.992 26.277 30.780 29.169 33.766

These data/results cannot be reproduced, stored and/or transmitted in whole or in part by any manner of electronic, mechanical, photocopying, recording, broadcasting or otherwise now known or herein after developed without the previous express consent by the copyright owner, except for reproduction in daily press and regular printed publications on sale to the public within 60 days of the event related to those data/results and always provided that copyright symbol appears together as follows below.

© DORNA, 2016

Official MotoGP Timing by TISSOT
www.motogp.com

Doha, Sunday, March 20, 2016

Page 3 of 6



Race

Moto2

Lap	Lap Time	T1	T2	T3	T4	Speed	Lap	Lap Time	T1	T2	T3	T4	Speed
16	2'00.222	26.337	30.882	29.335	33.668	281.4	3	2'22.677	P 26.542	31.166	29.358	55.611	281.5
17	2'00.112	26.270	30.827	29.332	33.683	281.4	4	2'03.927	29.480	31.062	29.397	33.988	167.6
18	2'00.323	26.217	30.799	29.470	33.837	281.7	5	2'00.884	26.388	31.102	29.484	33.910	280.3
19	2'00.506	26.289	30.877	29.331	34.009	280.1	6	2'00.751	26.333	31.088	29.447	33.883	280.5
20	2'00.511	26.504	30.816	29.309	33.882	280.1	7	2'00.791	26.415	31.023	29.421	33.932	279.4
15th 11 Sandro CORTESE Dynavolt Intact GP GER							8	2'00.858	26.406	31.082	29.483	33.887	280.5
1	2'08.037	33.286	31.488	29.388	33.875	176.6	9	2'00.875	26.421	31.104	29.472	33.878	279.2
2	2'00.463	26.338	31.164	29.379	33.582	281.1	10	2'00.915	26.495	31.039	29.460	33.921	278.2
3	2'00.931	26.478	31.454	29.294	33.705	284.6	11	2'00.749	26.371	31.053	29.501	33.824	277.9
4	2'00.112	26.299	30.961	29.207	33.645	282.4	12	2'00.875	26.384	31.130	29.525	33.836	279.4
5	2'00.523	26.336	30.968	29.368	33.851	282.5	13	2'01.014	26.382	31.100	29.607	33.925	279.6
6	2'00.765	26.534	31.054	29.338	33.839	281.1	14	2'00.846	26.314	31.081	29.502	33.949	281.1
7	2'00.418	26.318	31.013	29.348	33.739	280.7	15	2'00.945	26.346	31.120	29.586	33.893	279.1
8	2'00.510	26.285	30.924	29.424	33.877	279.7	16	2'01.176	26.455	31.093	29.677	33.951	278.0
9	2'01.286	26.469	31.449	29.570	33.798	277.9	17	2'00.944	26.343	31.068	29.576	33.957	278.5
10	2'01.018	26.568	31.112	29.466	33.872	278.7	18	2'00.985	26.452	31.101	29.523	33.909	279.4
11	2'01.033	26.558	31.263	29.410	33.802	279.1	19	2'02.086	27.482	31.099	29.598	33.907	278.6
12	2'01.049	26.636	31.132	29.465	33.816	280.5	20	2'01.085	26.404	31.178	29.625	33.878	278.7
13	2'00.803	26.514	30.960	29.508	33.821	278.7	18th 2 Jesko RAFFIN Sports-Millions-EMW SWI						
14	2'00.940	26.553	31.034	29.542	33.811	273.5	1	2'12.965	35.228	33.331	29.998	34.408	195.2
15	2'01.335	26.595	31.145	29.762	33.833	278.2	2	2'02.697	27.102	31.519	29.677	34.399	279.7
16	2'00.794	26.321	31.063	29.622	33.788	279.6	3	2'02.734	26.813	31.887	29.648	34.386	276.2
17	2'01.043	26.653	30.995	29.588	33.807	277.7	4	2'02.790	26.850	31.576	30.119	34.245	276.9
18	2'00.715	26.371	31.095	29.580	33.669	282.7	5	2'02.654	26.773	31.746	29.772	34.363	280.4
19	2'01.021	26.517	31.107	29.517	33.880	275.9	6	2'02.776	26.906	31.752	29.792	34.326	279.4
20	2'01.233	27.239	31.002	29.300	33.692	278.1	7	2'02.308	26.627	31.495	29.785	34.401	278.7
16th 54 Mattia PASINI Italtrans Racing Team ITA							8	2'02.268	26.672	31.513	29.733	34.350	275.1
1	2'11.283	34.661	32.814	29.710	34.098	190.7	9	2'02.233	26.783	31.428	29.688	34.334	274.9
2	2'02.094	26.884	31.340	29.794	34.076	277.7	10	2'02.399	26.679	31.561	29.905	34.254	277.8
3	2'01.890	26.803	31.251	29.649	34.187	278.4	11	2'02.401	26.629	31.554	29.703	34.515	277.4
4	2'01.318	26.512	31.134	29.650	34.022	277.2	12	2'02.164	26.659	31.512	29.669	34.324	279.3
5	2'01.627	26.483	31.273	29.730	34.141	276.4	13	2'03.238	27.232	31.747	29.858	34.401	277.6
6	2'01.652	26.495	31.342	29.774	34.041	276.2	14	2'02.443	26.723	31.601	29.854	34.265	272.6
7	2'01.848	26.545	31.446	29.633	34.224	275.7	15	2'02.155	26.651	31.565	29.700	34.239	278.4
8	2'01.970	26.891	31.299	29.746	34.034	275.7	16	2'01.956	26.679	31.422	29.651	34.204	277.9
9	2'01.369	26.483	31.192	29.613	34.081	276.9	17	2'02.721	26.723	31.622	29.699	34.677	280.3
10	2'01.260	26.423	31.152	29.613	34.072	277.4	18	2'02.806	26.862	31.639	30.016	34.289	277.4
11	2'01.853	26.828	31.191	29.760	34.074	277.4	19	2'02.645	27.282	31.428	29.702	34.233	276.9
12	2'01.703	26.586	31.274	29.791	34.052	277.4	20	2'02.303	27.043	31.397	29.625	34.238	277.5
13	2'01.428	26.403	31.179	29.695	34.151	276.9	19th 32 Isaac VINALES Tech 3 Racing SPA						
14	2'01.444	26.591	31.280	29.590	33.983	275.7	1	2'13.089	35.419	33.303	30.070	34.297	197.5
15	2'01.422	26.451	31.165	29.663	34.143	277.2	2	2'02.739	27.111	31.524	29.790	34.314	278.3
16	2'01.755	26.546	31.246	29.734	34.229	276.8	3	2'02.866	27.086	31.810	29.666	34.304	276.4
17	2'02.023	26.602	31.289	29.877	34.255	276.7	4	2'02.299	26.857	31.430	29.738	34.274	278.5
18	2'02.721	26.636	31.918	29.765	34.402	276.9	5	2'02.682	26.788	31.548	29.799	34.547	274.3
19	2'01.793	26.636	31.209	29.765	34.183	278.7	6	2'02.907	26.965	31.460	30.008	34.474	271.6
20	2'02.244	26.641	31.334	29.924	34.345	276.5	7	2'03.105	27.355	31.463	29.876	34.411	271.7
17th 23 Marcel SCHROTTE AGR Team GER							8	2'02.392	26.916	31.316	29.756	34.404	273.8
1	2'09.213	33.901	32.012	29.549	33.751	177.1	9	2'02.345	26.925	31.343	29.767	34.310	272.9
2	2'01.143	26.516	31.382	29.402	33.843	281.0	10	2'02.402	26.993	31.288	29.762	34.359	274.3
							11	2'02.291	26.826	31.333	29.747	34.385	274.3
							12	2'01.748	26.633	31.215	29.694	34.206	277.2

Fastest Lap:

1'59.992 26.277 30.780 29.169 33.766

These data/results cannot be reproduced, stored and/or transmitted in whole or in part by any manner of electronic, mechanical, photocopying, recording, broadcasting or otherwise now known or herein after developed without the previous express consent by the copyright owner, except for reproduction in daily press and regular printed publications on sale to the public within 60 days of the event related to those data/results and always provided that copyright symbol appears together as follows below.
© DORNA, 2016

Race

Moto2

Lap	Lap Time	T1	T2	T3	T4	Speed	Lap	Lap Time	T1	T2	T3	T4	Speed	
13	2'02.487	26.860	31.361	29.886	34.380	276.0	22nd 8	Efren VAZQUEZ					JPMoto Malaysia	SPA
14	2'02.242	26.809	31.311	29.787	34.335	273.1		1	2'14.606	35.881	33.367	30.663	34.695	193.4
15	2'01.926	26.646	31.287	29.765	34.228	277.2		2	2'05.100	27.843	32.147	30.374	34.736	281.6
16	2'02.431	26.823	31.408	29.855	34.345	272.8		3	2'05.492	27.442	32.567	30.498	34.985	278.4
17	2'02.684	26.782	31.377	29.908	34.617	272.9		4	2'05.200	27.494	32.223	30.545	34.938	277.6
18	2'03.031	26.984	31.437	30.142	34.468	271.7		5	2'05.233	27.557	32.414	30.339	34.923	276.5
19	2'02.690	26.954	31.354	29.961	34.421	270.3		6	2'05.419	27.840	32.443	30.266	34.870	278.2
20	2'02.480	27.231	31.330	29.721	34.198	271.1	7	2'05.115	27.412	32.274	30.485	34.944	277.7	
20th 70 Robin MULHAUSER CarXpert Interwetten SWI							8	2'04.993	27.442	32.149	30.429	34.973	276.7	
1	2'13.210	35.617	33.212	30.150	34.231	201.0	9	2'04.972	27.580	32.163	30.460	34.769	276.1	
2	2'02.602	27.220	31.501	29.797	34.084	286.7	10	2'04.877	27.434	32.165	30.460	34.818	276.8	
3	2'02.638	26.909	31.768	29.794	34.167	283.6	11	2'05.283	27.427	32.687	30.444	34.725	276.9	
4	2'02.011	26.584	31.328	29.788	34.311	284.0	12	2'04.901	27.573	32.186	30.293	34.849	278.5	
5	2'24.090 P	27.123	31.515	29.916	55.536	279.2	13	2'05.214	27.432	32.203	30.663	34.916	277.7	
6	2'06.559	30.256	31.696	30.033	34.574	152.8	14	2'04.821	27.421	32.070	30.458	34.872	275.6	
7	2'02.882	26.781	31.590	30.007	34.504	276.7	15	2'05.160	27.422	32.367	30.459	34.912	276.7	
8	2'03.063	26.764	31.557	30.020	34.722	277.3	16	2'05.413	27.607	32.310	30.586	34.910	276.2	
9	2'02.824	26.681	31.701	30.119	34.323	278.2	17	2'05.451	27.722	32.192	30.409	35.128	276.3	
10	2'02.658	26.653	31.712	29.962	34.331	278.9	18	2'05.475	27.648	32.294	30.647	34.886	276.1	
11	2'03.212	26.537	31.903	30.261	34.511	279.3	19	2'05.544	27.585	32.289	30.708	34.962	276.0	
12	2'02.649	26.631	31.710	29.995	34.313	278.0	20	2'05.596	27.519	32.511	30.624	34.942	275.9	
13	2'02.633	26.621	31.732	30.010	34.270	279.0	23rd 49 Axel PONS AGR Team SPA							
14	2'03.317	27.047	31.696	30.138	34.436	281.1	1	2'09.075	33.839	31.698	29.698	33.840	183.5	
15	2'03.110	26.709	31.850	30.079	34.472	277.7	2	2'01.057	26.601	31.212	29.393	33.851	281.6	
16	2'03.090	26.823	31.777	30.108	34.382	278.5	3	2'00.738	26.343	31.157	29.403	33.835	282.8	
17	2'02.759	26.671	31.640	30.119	34.329	278.1	4	2'00.908	26.488	31.115	29.432	33.873	281.1	
18	2'03.022	26.719	31.659	30.123	34.521	278.5	5	2'00.849	26.417	31.121	29.427	33.884	280.8	
19	2'02.987	26.704	31.777	30.060	34.446	278.2	6	2'00.751	26.348	31.138	29.437	33.828	280.8	
20	2'03.300	26.815	31.760	30.210	34.515	277.8	7	2'01.468	26.622	31.127	29.681	34.038	282.1	
21st 33 Alessandro TONUC Tasca Racing Scuderi ITA							8	2'01.171	26.421	31.167	29.547	34.036	280.0	
1	2'14.006	35.784	33.232	30.545	34.445	200.1	9	2'01.208	26.388	31.171	29.496	34.153	280.2	
2	2'03.480	27.230	31.790	29.958	34.502	278.4	10	2'01.252	26.346	31.329	29.583	33.994	282.8	
3	2'03.365	27.034	31.727	29.970	34.634	276.7	11	2'01.107	26.427	31.248	29.507	33.925	283.1	
4	2'03.930	27.206	31.797	30.136	34.791	276.2	12	2'00.968	26.368	31.095	29.557	33.948	281.3	
5	2'04.011	27.232	31.803	30.164	34.812	273.6	13	2'01.014	26.444	31.115	29.480	33.975	281.2	
6	2'04.059	27.185	31.990	30.215	34.669	273.0	14	2'01.053	26.310	31.198	29.600	33.945	280.5	
7	2'04.099	27.289	32.004	30.133	34.673	275.7	15	2'01.087	26.356	31.192	29.600	33.939	280.7	
8	2'10.919	33.365	32.307	30.408	34.839	274.1	16	2'01.341	26.462	31.189	29.647	34.043	282.1	
9	2'04.979	27.964	32.003	30.361	34.651	272.7		PIT	26.451	31.096	29.638		281.2	
10	2'04.533	27.365	31.950	30.363	34.855	272.7	24th 97 Xavi VIERGE Tech 3 Racing SPA							
11	2'04.500	27.423	31.980	30.375	34.722	272.6	1	2'10.501	34.398	32.409	29.560	34.134	192.0	
12	2'04.527	27.378	32.001	30.432	34.716	272.3	2	2'01.482	26.608	31.276	29.575	34.023	279.5	
13	2'04.338	27.350	31.883	30.293	34.812	272.7	3	2'01.200	26.428	31.451	29.389	33.932	276.4	
14	2'04.191	27.417	31.952	30.280	34.542	270.3	4	2'00.901	26.535	31.131	29.450	33.785	280.9	
15	2'04.064	27.170	32.017	30.280	34.597	275.0	5	2'00.974	26.329	31.246	29.548	33.851	281.6	
16	2'03.906	27.258	31.931	30.183	34.534	274.7	6	2'01.155	26.586	31.178	29.509	33.882	277.7	
17	2'03.842	27.198	31.843	30.194	34.607	274.7	7	2'00.828	26.318	31.120	29.520	33.870	280.4	
18	2'04.080	27.316	31.940	30.225	34.599	274.6	8	2'01.032	26.295	31.283	29.534	33.920	279.2	
19	2'04.095	27.347	31.928	30.224	34.596	274.2	9	2'01.142	26.492	31.224	29.517	33.909	277.7	
20	2'04.371	27.361	32.086	30.337	34.587	274.6	10	2'01.223	26.426	31.195	29.530	34.072	278.5	
							11	2'01.295	26.388	31.329	29.619	33.959	276.7	

Fastest Lap:

1'59.992 26.277 30.780 29.169 33.766

These data/results cannot be reproduced, stored and/or transmitted in whole or in part by any manner of electronic, mechanical, photocopying, recording, broadcasting or otherwise now known or herein after developed without the previous express consent by the copyright owner, except for reproduction in daily press and regular printed publications on sale to the public within 60 days of the event related to those data/results and always provided that copyright symbol appears together as follows below.

© DORNA, 2016

Official MotoGP Timing by TISSOT
www.motogp.com

Doha, Sunday, March 20, 2016

Page 5 of 6



Race

Moto2

Lap	Lap Time	T1	T2	T3	T4	Speed	Lap	Lap Time	T1	T2	T3	T4	Speed
12	2'01.368	26.305	31.262	29.581	34.220	278.0							
13	2'01.328	26.353	31.242	29.768	33.965	277.0							
14	2'01.146	26.344	31.122	29.603	34.077	276.8							
15	2'01.486	26.360	31.342	29.712	34.072	276.9							

25th 19 Xavier SIMEON QMMF Racing Team BEL

1	2'10.800	34.739	32.526	29.626	33.909	192.8							
2	2'01.238	26.428	31.379	29.545	33.886	281.6							
3	2'00.936	26.339	31.216	29.435	33.946	280.8							
4	2'00.939	26.344	31.185	29.463	33.947	277.2							
5	2'00.935	26.313	31.087	29.470	34.065	278.2							
6	2'01.213	26.486	31.134	29.612	33.981	276.7							
7	2'00.886	26.352	31.009	29.591	33.934	276.4							
8	2'00.788	26.346	31.014	29.531	33.897	276.9							
9	2'00.853	26.332	31.038	29.593	33.890	276.8							
10	2'00.766	26.296	31.105	29.477	33.888	277.8							
11	2'01.510	27.016	31.151	29.516	33.827	279.0							
12	2'01.119	26.335	31.149	29.746	33.889	277.4							
13	2'00.826	26.345	31.095	29.499	33.887	277.8							
14	2'01.135	26.392	31.206	29.565	33.972	278.4							
	PIT	26.478	24.962	30.839		276.2							

26th 73 Alex MARQUEZ Estrella Galicia 0,0 M SPA

1	2'53.203	34.294			34.555	184.9							
2	2'00.943	26.717	30.977	29.310	33.939	273.6							
3	2'00.276	26.378	30.778	29.207	33.913	276.0							
4	2'00.102	26.368	30.808	29.112	33.814	276.2							
5	2'00.187	26.375	30.810	29.153	33.849	276.1							
6	2'00.094	26.339	30.789	29.106	33.860	275.9							
	unfinished	26.337				277.2							

27th 94 Jonas FOLGER Dynavolt Intact GP GER

1	2'05.864	32.254	30.858	29.053	33.699	173.1							
2	1'59.622	26.149	30.755	29.064	33.654	274.5							
	unfinished	26.217				274.7							

28th 60 Julian SIMON QMMF Racing Team SPA

1	2'12.043	34.890	33.237	29.837	34.079	195.7							
---	----------	--------	--------	--------	--------	-------	--	--	--	--	--	--	--

29th 57 Edgar PONS Paginas Amarillas HP SPA

1	2'12.226	34.862	33.490	29.987	33.887	190.8							
---	----------	--------	--------	--------	--------	-------	--	--	--	--	--	--	--

Fastest Lap:

1'59.992 26.277 30.780 29.169 33.766

These data/results cannot be reproduced, stored and/or transmitted in whole or in part by any manner of electronic, mechanical, photocopying, recording, broadcasting or otherwise now known or herein after developed without the previous express consent by the copyright owner, except for reproduction in daily press and regular printed publications on sale to the public within 60 days of the event related to those data/results and always provided that copyright symbol appears together as follows below.

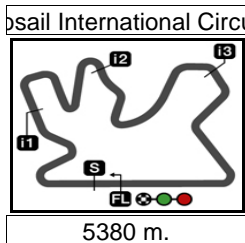
© DORNA, 2016

Official MotoGP Timing by TISSOT
www.motogp.com

Doha, Sunday, March 20, 2016

Page 6 of 6





COMMERCIAL BANK GRAND PRIX OF QATAR

Race Analysis by Lap

35

Num	Lap	Time	Gap
Lap 1			
94	2'05.864		
22	2'07.059	1.195	
12	2'07.091	1.227	
30	2'07.435	1.571	
21	2'07.470	1.606	
11	2'08.037	2.173	
40	2'08.193	2.329	
52	2'08.348	2.484	
5	2'08.579	2.715	
24	2'08.655	2.791	
49	2'09.075	3.211	
23	2'09.213	3.349	
55	2'09.751	3.887	
77	2'09.763	3.899	
39	2'09.951	4.087	
97	2'10.501	4.637	
19	2'10.800	4.936	
14	2'11.269	5.405	
54	2'11.283	5.419	
10	2'11.437	5.573	
60	2'12.043	6.179	
44	2'12.060	6.196	
57	2'12.226	6.362	
2	2'12.965	7.101	
32	2'13.089	7.225	
70	2'13.210	7.346	
33	2'14.006	8.142	
8	2'14.606	8.742	
73	2'53.203	47.339	
Lap 2			
94	1'59.622		
12	1'59.992	1.597	
21	1'59.710	1.694	
22	2'00.750	2.323	
40	1'59.976	2.683	
30	2'00.895	2.844	
11	2'00.463	3.014	
24	2'00.235	3.404	
52	2'01.488	4.350	
49	2'01.057	4.646	
23	2'01.143	4.870	
55	2'00.625	4.890	
39	2'00.869	5.334	
77	2'01.393	5.670	
97	2'01.482	6.497	
19	2'01.238	6.552	
14	2'00.916	6.699	
10	2'01.000	6.951	
54	2'02.094	7.891	
2	2'02.697	10.176	
70	2'02.602	10.326	
32	2'02.739	10.342	
44	2'03.871	10.445	
33	2'03.480	12.000	
8	2'05.100	14.220	
5	2'23.303	26.396	
73	2'00.943	48.660	
Lap 3			
21	2'00.034		
12	2'00.307	0.176	
30	2'00.490	1.606	
24	2'00.350	2.026	
11	2'00.931	2.217	
52	2'00.550	3.172	
55	2'00.477	3.639	
49	2'00.738	3.656	
39	2'00.674	4.280	
77	2'00.775	4.717	
19	2'00.936	5.760	
97	2'01.200	5.969	
10	2'00.855	6.078	
14	2'01.479	6.450	
54	2'01.890	8.053	
44	2'01.293	10.010	
2	2'02.734	11.182	
70	2'02.638	11.236	
32	2'02.866	11.480	
33	2'03.365	13.637	
8	2'05.492	17.984	
40	2'19.997	20.952	
22	2'22.994	23.589	
23	2'22.677	25.819	
5	2'04.004	28.672	
73	2'00.276	47.208	
Lap 4			
12	2'00.019		
21	2'00.238	0.043	
30	2'00.328	1.739	
24	2'00.263	2.094	
11	2'00.112	2.134	
52	2'00.673	3.650	
55	2'00.301	3.745	
49	2'00.908	4.369	
39	2'00.928	5.013	
77	2'00.689	5.211	
19	2'00.939	6.504	
97	2'00.901	6.675	
10	2'01.074	6.957	
14	2'01.036	7.291	
54	2'01.318	9.176	
44	2'01.148	10.963	
70	2'02.011	13.052	
32	2'02.299	13.584	
2	2'02.790	13.777	
33	2'03.930	17.372	
8	2'05.200	22.989	
40	2'03.753	24.510	
22	2'03.714	27.108	
5	2'00.318	28.795	
23	2'03.927	29.551	
73	2'00.102	47.115	
Lap 5			
21	2'00.423		
12	2'00.562	0.096	
Lap 6			
21	2'01.001		
12	2'00.943	0.038	
24	2'00.485	1.739	
11	2'00.765	1.955	
55	2'01.116	3.961	
52	2'01.036	4.220	
49	2'00.751	4.502	
39	2'00.514	4.530	
77	2'00.949	5.379	
19	2'01.213	7.185	
97	2'01.155	7.337	
14	2'01.095	7.852	
54	2'01.652	10.988	
44	2'01.093	11.521	
10	2'05.708	12.032	
32	2'02.907	17.706	
2	2'02.776	17.740	
30	2'22.472	23.278	
40	2'00.065	23.698	
33	2'04.059	23.975	
22	1'59.895	25.838	
5	2'00.247	27.928	
23	2'00.751	29.719	
8	2'05.419	32.174	
70	2'06.559	42.234	
73	2'00.094	45.929	
Lap 7			
12	2'00.037		
21	2'00.260	0.185	
24	2'00.614	2.278	
11	2'00.418	2.298	
55	2'01.115	5.001	
52	2'01.091	5.236	
Lap 8			
12	2'00.254		
21	2'00.173	0.104	
11	2'00.510	2.554	
24	2'00.713	2.737	
55	2'00.878	5.625	
39	2'00.906	5.944	
52	2'01.207	6.189	
49	2'01.171	6.812	
77	2'00.931	7.013	
19	2'00.788	8.530	
97	2'01.032	8.868	
14	2'01.145	9.553	
44	2'00.933	13.425	
10	2'00.846	13.535	
54	2'01.970	14.477	
2	2'02.268	21.987	
32	2'02.392	22.874	
40	2'00.002	23.483	
22	1'59.935	25.771	
5	2'00.068	27.777	
30	2'00.405	28.084	
23	2'00.858	31.039	
33	2'10.919	38.664	
8	2'04.993	41.953	
70	2'03.063	47.850	
Lap 9			
12	2'00.198		
21	2'00.136	0.042	
24	2'01.087	3.626	
11	2'01.286	3.642	
39	2'01.431	7.177	
55	2'01.782	7.209	
52	2'01.444	7.435	
49	2'01.208	7.822	
77	2'01.161	7.976	
19	2'00.853	9.185	
97	2'01.142	9.812	
14	2'01.057	10.412	
Lap 10			
12	2'00.455		
21	2'00.455	0.042	
24	2'01.020	4.191	
11	2'01.018	4.205	
39	2'01.091	7.813	
55	2'01.216	7.970	
52	2'01.391	8.371	
49	2'01.252	8.619	
77	2'01.346	8.867	
19	2'00.766	9.496	
97	2'01.223	10.580	
14	2'01.108	11.065	
10	2'01.118	15.158	
44	2'01.222	15.290	
54	2'01.260	16.453	
40	2'00.157	23.369	
22	2'00.497	25.226	
2	2'02.399	25.966	
32	2'02.402	26.968	
5	2'00.271	27.629	
30	2'00.417	28.365	
23	2'00.915	32.176	
33	2'04.533	47.523	
8	2'04.877	51.149	
70	2'02.658	52.679	
Lap 11			
21	2'00.603		
12	2'00.830	0.185	
24	2'00.957	4.503	
11	2'01.033	4.593	
39	2'00.972	8.140	
55	2'00.922	8.247	
52	2'00.885	8.611	
49	2'01.107	9.081	
77	2'01.296	9.518	
19	2'01.510	10.361	
97	2'01.295	11.230	
14	2'01.390	11.810	
44	2'01.018	15.663	
10	2'01.162	15.675	
54	2'01.853	17.661	
40	1'59.909	22.633	
22	1'59.809	24.390	
5	2'00.443	27.427	

☐ Lapped rider

These data/results cannot be reproduced, stored and/or transmitted in whole or in part by any manner of electronic, mechanical, photocopying, recording, broadcasting or otherwise now known or herein after developed without the previous express consent by the copyright owner, except for reproduction in daily press and regular printed publications on sale to the public within 60 days of the event related to those data/results and always provided that copyright symbol appears together as follows below.

© DORNA, 2016



Num Lap Time Gap

2	2'02.401	27.722
30	2'00.557	28.277
32	2'02.291	28.614
23	2'00.749	32.280
33	2'04.500	51.378
70	2'03.212	55.246
8	2'05.283	55.787

Lap 12

21	2'00.624	
12	2'00.662	0.223
24	2'00.950	4.829
11	2'01.049	5.018
39	2'00.899	8.415
55	2'01.090	8.713
52	2'01.066	9.053
49	2'00.968	9.425
77	2'00.839	9.733
19	2'01.119	10.856
97	2'01.368	11.974
14	2'01.074	12.260
44	2'00.950	15.989
10	2'01.372	16.423
54	2'01.703	18.740
40	2'00.104	22.113
22	1'59.775	23.541
5	2'00.380	27.183
30	2'00.480	28.133
2	2'02.164	29.262
32	2'01.748	29.738
23	2'00.875	32.531
33	2'04.527	55.281
70	2'02.649	57.271
8	2'04.901	1'00.064

Lap 13

21	2'00.430	
12	2'00.389	0.182
24	2'00.958	5.357
11	2'00.803	5.391
39	2'00.708	8.693
55	2'00.849	9.132
52	2'00.858	9.481
49	2'01.014	10.009
77	2'00.989	10.292
19	2'00.826	11.252
97	2'01.328	12.872
14	2'01.653	13.483
44	2'00.908	16.467
10	2'00.886	16.879
54	2'01.428	19.738
40	1'59.945	21.628
22	2'02.488	25.599
5	2'00.322	27.075
30	2'00.126	27.829
32	2'02.487	31.795
2	2'03.238	32.070
23	2'01.014	33.115
33	2'04.338	59.189
70	2'02.633	59.474
8	2'05.214	1'04.848

Lap 14

21	2'00.319	
12	2'00.273	0.136
24	2'00.896	5.934
11	2'00.940	6.012
39	2'01.094	9.468
55	2'00.833	9.646
52	2'01.201	10.363

49	2'01.053	10.743
77	2'01.026	10.999
19	2'01.135	12.068
97	2'01.146	13.699
14	2'01.136	14.300
10	2'01.157	17.717
44	2'03.982	20.130
54	2'01.444	20.863
40	2'00.115	21.424
22	2'00.699	25.979
5	2'00.113	26.869
30	1'59.997	27.507
23	2'00.846	33.642
32	2'02.242	33.718
2	2'02.443	34.194
70	2'03.317	1'02.472
33	2'04.191	1'03.061
8	2'04.821	1'09.350

Lap 15

21	2'00.443	
12	2'00.426	0.119
24	2'01.092	6.583
11	2'01.335	6.904
39	2'00.666	9.691
55	2'00.839	10.042
52	2'00.895	10.815
49	2'01.087	11.387
77	2'01.094	11.650
97	2'01.486	14.742
14	2'01.411	15.268
10	2'01.497	18.771
44	2'01.152	20.839
40	2'00.042	21.023
54	2'01.422	21.842
22	1'59.703	25.239
5	2'00.000	26.426
30	2'00.228	27.292
23	2'00.945	34.144
32	2'01.926	35.201
2	2'02.155	35.906
70	2'03.110	1'05.139
33	2'04.064	1'06.682
8	2'05.160	1'14.067

Lap 16

21	2'00.638	
12	2'00.586	0.067
24	2'01.043	6.988
11	2'00.794	7.060
39	2'00.415	9.468
55	2'00.912	10.316
52	2'01.136	11.313
49	2'01.341	12.090
77	2'01.312	12.324
10	2'01.442	19.575
40	2'00.042	20.427
14	2'06.042	20.672
44	2'01.333	21.534
54	2'01.755	22.959
22	1'59.624	24.225
5	2'00.185	25.973
30	2'00.222	26.876
23	2'01.176	34.682
32	2'02.431	36.994
2	2'01.956	37.224
70	2'03.090	1'07.591
33	2'03.906	1'09.950
8	2'05.413	1'18.842

Lap 17

21	2'00.337	
12	2'00.391	0.121
24	2'01.010	7.661
11	2'01.043	7.766
39	2'00.460	9.591
55	2'00.584	10.563
52	2'01.785	12.761
77	2'01.364	13.351
40	2'00.247	20.337
10	2'01.611	20.849
14	2'01.524	21.859
44	2'01.001	22.198
22	1'59.843	23.731
54	2'02.023	24.645
5	1'59.898	25.534
30	2'00.112	26.651
23	2'00.944	35.289
32	2'02.684	39.341
2	2'02.721	39.608
70	2'02.759	1'10.013
33	2'03.842	1'13.455
8	2'05.451	1'23.956

Lap 18

21	2'00.107	
12	2'00.132	0.146
24	2'00.810	8.364
11	2'00.715	8.374
39	2'00.508	9.992
55	2'00.728	11.184
52	2'01.285	13.939
77	2'00.917	14.161
40	2'00.538	20.768
10	2'01.276	22.018
44	2'01.262	23.353
22	1'59.891	23.515
14	2'02.160	23.912
5	2'00.382	25.809
30	2'00.323	26.867
54	2'02.721	27.259
23	2'00.985	36.167
32	2'03.031	42.265
2	2'02.806	42.307
70	2'03.022	1'12.928
33	2'04.080	1'17.428
8	2'05.475	1'29.324

Lap 19

21	2'00.611	
12	2'00.556	0.091
11	2'01.021	8.784
24	2'01.170	8.923
39	2'00.141	9.522
55	2'00.948	11.521
52	2'01.419	14.747
77	2'01.489	15.039
40	2'00.080	20.237
10	2'01.399	22.806
22	1'59.975	22.879
44	2'01.024	23.766
14	2'01.247	24.548
5	1'59.794	24.992
30	2'00.506	26.762
54	2'01.793	28.441
23	2'02.086	37.642
2	2'02.645	44.341
32	2'02.690	44.344
70	2'02.987	1'15.304

33	2'04.095	1'20.912
8	2'05.544	1'34.257

Lap 20

12	2'00.190	
21	2'00.328	0.047
39	2'00.369	9.610
24	2'01.023	9.665
11	2'01.233	9.736
55	2'02.318	13.558
77	2'01.306	16.064
52	2'01.648	16.114
40	2'00.214	20.170
22	1'59.421	22.019
10	2'01.724	24.249
44	2'00.769	24.254
5	1'59.859	24.570
14	2'01.397	25.664
30	2'00.511	26.992
54	2'02.244	30.404
23	2'01.085	38.446
2	2'02.303	46.363
32	2'02.480	46.543
70	2'03.300	1'18.323
33	2'04.371	1'25.002
8	2'05.596	1'39.572

Lapped rider

These data/results cannot be reproduced, stored and/or transmitted in whole or in part by any manner of electronic, mechanical, photocopying, recording, broadcasting or otherwise now known or herein after developed without the previous express consent by the copyright owner, except for reproduction in daily press and regular printed publications on sale to the public within 60 days of the event related to those data/results and always provided that copyright symbol appears together as follows below.

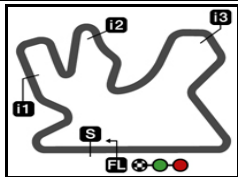
© DORNA, 2016

Official MotoGP Timing by TISSOT
www.motogp.com

Doha, Sunday, March 20, 2016

Page 2 of 2





5380 m.

COMMERCIAL BANK GRAND PRIX OF QATAR

2016 Rookie of the Year Classification

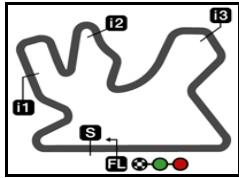
36

Rider	Nation	Points	Leader Previous	QAT	ARG	AME	SPA	FRA	ITA	CAT	NED	GER	AUT	CZE	GBR	RSM	ARA	JPN	AUS	MAL	VAL	
1 MARINI Luca	ITA	6		6																		
2 OLIVEIRA Miguel	POR	5	1	1	5																	

These data/results cannot be reproduced, stored and/or transmitted in whole or in part by any manner of electronic, mechanical, photocopying, recording, broadcasting or otherwise now known or herein after developed without the previous express consent by the copyright owner, except for reproduction in daily press and regular printed publications on sale to the public within 60 days of the event related to those data/results and always provided that copyright symbol appears together as follows below.
 © DORNA, 2016



Qatar International Circuit



5380 m.

Results and timing service provided by **TISSOT**

After the **COMMERCIAL BANK GRAND PRIX OF QATAR**

Moto2

2016 Riders Performance

(Qualifying Position - Race Position)

37

Rider	Points	QAT	ARG	AME	SPA	FRA	ITA	CAT	NED	GER	AUT	CZE	GBR	RSM	ARA	JPN	AUS	MAL	VAL
1 LUTHI Thomas	25	10-1	-	-	-	-	-	-	-	-	-	-	-	-	-	-	-	-	-
2 SALOM Luis	20	18-2	-	-	-	-	-	-	-	-	-	-	-	-	-	-	-	-	-
3 CORSI Simone	16	14-3	-	-	-	-	-	-	-	-	-	-	-	-	-	-	-	-	-
4 SYHRIN Hafizh	13	16-4	-	-	-	-	-	-	-	-	-	-	-	-	-	-	-	-	-
5 AEGERTER Dominique	11	15-5	-	-	-	-	-	-	-	-	-	-	-	-	-	-	-	-	-
6 KENT Danny	10	11-6	-	-	-	-	-	-	-	-	-	-	-	-	-	-	-	-	-
7 MORBIDELLI Franco	9	5-7	-	-	-	-	-	-	-	-	-	-	-	-	-	-	-	-	-
8 RINS Alex	8	3-8	-	-	-	-	-	-	-	-	-	-	-	-	-	-	-	-	-
9 LOWES Sam	7	2-9	-	-	-	-	-	-	-	-	-	-	-	-	-	-	-	-	-
10 MARINI Luca	6	26-10	-	-	-	-	-	-	-	-	-	-	-	-	-	-	-	-	-
11 OLIVEIRA Miguel	5	22-11	-	-	-	-	-	-	-	-	-	-	-	-	-	-	-	-	-
12 ZARCO Johann	4	4-12	-	-	-	-	-	-	-	-	-	-	-	-	-	-	-	-	-
13 WILAIROT Ratthapark	3	23-13	-	-	-	-	-	-	-	-	-	-	-	-	-	-	-	-	-
14 NAKAGAMI Takaaki	2	9-14	-	-	-	-	-	-	-	-	-	-	-	-	-	-	-	-	-
15 CORTESE Sandro	1	6-15	-	-	-	-	-	-	-	-	-	-	-	-	-	-	-	-	-
16 PASINI Mattia	0	19-16	-	-	-	-	-	-	-	-	-	-	-	-	-	-	-	-	-
17 SCHROTTER Marcel	0	8-17	-	-	-	-	-	-	-	-	-	-	-	-	-	-	-	-	-
18 RAFFIN Jesko	0	25-18	-	-	-	-	-	-	-	-	-	-	-	-	-	-	-	-	-
19 VIÑALES Isaac	0	27-19	-	-	-	-	-	-	-	-	-	-	-	-	-	-	-	-	-
20 MULHAUSER Robin	0	28-20	-	-	-	-	-	-	-	-	-	-	-	-	-	-	-	-	-
21 TONUCCI Alessandro	0	29-21	-	-	-	-	-	-	-	-	-	-	-	-	-	-	-	-	-
22 VAZQUEZ Efren	0	30-22	-	-	-	-	-	-	-	-	-	-	-	-	-	-	-	-	-
23 PONS Axel	0	12-NC	-	-	-	-	-	-	-	-	-	-	-	-	-	-	-	-	-
24 VIERGE Xavi	0	20-NC	-	-	-	-	-	-	-	-	-	-	-	-	-	-	-	-	-

NC=Not classified NL=Not finished first lap NP=Not started race re-start N2=Not finished first lap race re-start EX=Excluded NS=Not Started DS=Disqualified

These data/results cannot be reproduced, stored and/or transmitted in whole or in part by any manner of electronic, mechanical, photocopying, recording, broadcasting or otherwise now known or herein after developed without the previous express consent by the copyright owner, except for reproduction in daily press and regular printed publications on sale to the public within 60 days of the event related to those data/results and always provided that copyright symbol appears together as follows below.
© DORNA, 2016

Official MotoGP Timing by **TISSOT**
www.motogp.com



	Rider	<i>Points</i>	QAT	<i>ARG</i>	<i>AME</i>	<i>SPA</i>	<i>FRA</i>	<i>ITA</i>	<i>CAT</i>	<i>NED</i>	<i>GER</i>	<i>AUT</i>	<i>CZE</i>	<i>GBR</i>	<i>RSM</i>	<i>ARA</i>	<i>JPN</i>	<i>AUS</i>	<i>MAL</i>	<i>VAL</i>
25	SIMEON Xavier	0	21-NC	-	-	-	-	-	-	-	-	-	-	-	-	-	-	-	-	-
26	MARQUEZ Alex	0	13-NC	-	-	-	-	-	-	-	-	-	-	-	-	-	-	-	-	-
27	FOLGER Jonas	0	1-NC	-	-	-	-	-	-	-	-	-	-	-	-	-	-	-	-	-
28	SIMON Julian	0	24-NC	-	-	-	-	-	-	-	-	-	-	-	-	-	-	-	-	-
29	PONS Edgar	0	17-NC	-	-	-	-	-	-	-	-	-	-	-	-	-	-	-	-	-

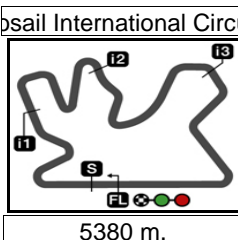
NC=Not classified NL=Not finished first lap NP=Not started race re-start N2=Not finished first lap race re-start EX=Excluded NS=Not Started DS=Disqualified

These data/results cannot be reproduced, stored and/or transmitted in whole or in part by any manner of electronic, mechanical, photocopying, recording, broadcasting or otherwise now known or herein after developed without the previous express consent by the copyright owner, except for reproduction in daily press and regular printed publications on sale to the public within 60 days of the event related to those data/results and always provided that copyright symbol appears together as follows below.
© DORNA, 2016

Official MotoGP Timing by **TISSOT**
www.motogp.com

Doha, Sunday, March 20, 2016





COMMERCIAL BANK GRAND PRIX OF QATAR Official Starting Grid

Race : 20 laps = 107.6 km



1	1 1'59.052 94 Jonas FOLGER Kalex	2	2 1'59.124 22 Sam LOWES Kalex	3	3 1'59.354 40 Alex RINS Kalex
2	4 1'59.419 5 Johann ZARCO Kalex	3	5 1'59.509 21 Franco MORBIDELLI Kalex	4	6 1'59.627 11 Sandro CORTESE Kalex
3	7 1'59.759 23 Marcel SCHROTTER Kalex	4	8 1'59.811 30 Takaaki NAKAGAMI Kalex	5	9 1'59.920 12 Thomas LUTHI Kalex
4	10 1'59.956 52 Danny KENT Kalex	5	11 1'59.999 49 Axel PONS Kalex	6	12 2'00.009 73 Alex MARQUEZ Kalex
5	13 2'00.019 24 Simone CORSI Speed Up	6	14 2'00.159 77 Dominique AEGERTER Kalex	7	15 2'00.176 55 Hafizh SYAHRIN Kalex
6	16 2'00.188 57 Edgar PONS Kalex	7	17 2'00.249 39 Luis SALOM Kalex	8	18 2'00.454 54 Mattia PASINI Kalex
7	19 2'00.627 97 Xavi VIERGE Tech 3	8	20 2'00.738 19 Xavier SIMEON Speed Up	9	21 2'00.757 44 Miguel OLIVEIRA Kalex
8	22 2'00.790 14 Rattapark WILAIROT Kalex	9	23 2'00.816 60 Julian SIMON Speed Up	10	24 2'01.130 2 Jesko RAFFIN Kalex

The results are provisional until the end of the limit for protest and appeals and until the ratification of the Event Management Committee.

Time limit for protest expires 60' at the latest after publication of the results - Mr. Time:

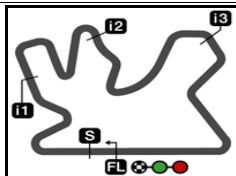
These data/results cannot be reproduced, stored and/or transmitted in whole or in part by any manner of electronic, mechanical, photocopying, recording, broadcasting or otherwise now known or herein after developed without the previous express consent by the copyright owner, except for reproduction in daily press and regular printed publications on sale to the public within 60 days of the event related to those data/results and always provided that copyright symbol appears together as follows below.

© DORNA, 2016

Official MotoGP Timing by TISSOT
www.motogp.com

Doha, Sunday, March 20, 2016





5380 m.

COMMERCIAL BANK GRAND PRIX OF QATAR

Official Starting Grid

Race : 20 laps = 107.6 km

9

25

2'01.414

10 Luca MARINI

Kalex

26

2'01.970

32 Isaac VIÑALES

Tech 3

27

2'02.057

70 Robin MULHAUSER

Kalex

10

28

2'03.367

33 Alessandro TONUCCI

Kalex

29

2'03.604

8 Efren VAZQUEZ

Suter

The results are provisional until the end of the limit for protest and appeals and until the ratification of the Event Management Committee.

Time limit for protest expires 60' at the latest after publication of the results - Mr. Time:

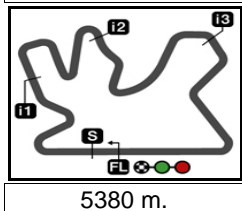
These data/results cannot be reproduced, stored and/or transmitted in whole or in part by any manner of electronic, mechanical, photocopying, recording, broadcasting or otherwise now known or herein after developed without the previous express consent by the copyright owner, except for reproduction in daily press and regular printed publications on sale to the public within 60 days of the event related to those data/results and always provided that copyright symbol appears together as follows below.

© DORNA, 2016

Official MotoGP Timing by **TISSOT**
www.motogp.com

Doha, Sunday, March 20, 2016





COMMERCIAL BANK GRAND PRIX OF QATAR

Race

Top Speed & Average



Rider	Nation	Motorcycle	Top 5 speeds					Average	Top
70 Robin MULHAUSER	SWI	KALEX	286.7	284.0	283.6	281.1	279.3	282.9	286.7
57 Edgar PONS	SPA	KALEX	190.8					190.8	285.8
12 Thomas LUTHI	SWI	KALEX	285.1	284.5	283.9	283.8	283.4	284.1	285.1
11 Sandro CORTESE	GER	KALEX	284.6	282.7	282.5	282.4	281.1	282.4	284.6
40 Alex RINS	SPA	KALEX	284.1	283.8	281.0	280.2	279.6	281.7	284.1
77 Dominique AEGERTER	SWI	KALEX	284.1	283.6	283.3	283.2	282.8	283.4	284.1
5 Johann ZARCO	FRA	KALEX	283.6	281.1	279.7	279.5	279.2	280.6	283.6
55 Hafizh SYAHRIN	MAL	KALEX	283.6	283.2	281.9	280.0	279.9	281.7	283.6
39 Luis SALOM	SPA	KALEX	283.5	283.3	283.3	283.1	282.7	283.2	283.5
44 Miguel OLIVEIRA	POR	KALEX	283.3	282.4	279.1	278.7	278.2	280.0	283.3
49 Axel PONS	SPA	KALEX	283.1	282.8	282.8	282.1	282.1	282.6	283.1
21 Franco MORBIDELLI	ITA	KALEX	282.9	280.8	280.0	280.0	279.8	280.7	282.9
24 Simone CORSI	ITA	SPEED UP	282.7	282.2	281.5	281.2	280.2	281.6	282.7
14 Ratthapark WILAIROT	THA	KALEX	282.7	280.6	279.9	278.8	278.7	280.1	282.7
10 Luca MARINI	ITA	KALEX	282.4	282.1	281.3	280.8	280.4	281.2	282.4
52 Danny KENT	GBR	KALEX	281.8	278.9	278.8	278.7	278.2	279.3	281.8
30 Takaaki NAKAGAMI	JPN	KALEX	281.7	281.4	281.4	281.0	280.9	281.3	281.7
19 Xavier SIMEON	BEL	SPEED UP	281.6	280.8	279.0	278.4	278.2	279.6	281.6
8 Efren VAZQUEZ	SPA	SUTER	281.6	278.5	278.4	278.2	277.7	278.7	281.6
97 Xavi VIERGE	SPA	TECH 3	281.6	280.9	280.4	279.5	279.2	280.3	281.6
23 Marcel SCHROTTER	GER	KALEX	281.5	281.1	281.0	280.5	280.5	280.9	281.5
22 Sam LOWES	GBR	KALEX	280.7	280.4	279.4	278.5	278.2	279.2	280.7
60 Julian SIMON	SPA	SPEED UP	195.7					195.7	280.5
2 Jesko RAFFIN	SWI	KALEX	280.4	280.3	279.7	279.4	279.3	279.8	280.4
54 Mattia PASINI	ITA	KALEX	278.7	278.4	277.7	277.4	277.4	277.8	278.7
32 Isaac VIÑALES	SPA	TECH 3	278.5	278.3	277.2	277.2	276.4	277.5	278.5
33 Alessandro TONUCCI	ITA	KALEX	278.4	276.7	276.2	275.7	275.0	276.4	278.4
73 Alex MARQUEZ	SPA	KALEX	277.2	276.2	276.1	276.0	275.9	276.3	277.2
94 Jonas FOLGER	GER	KALEX	274.7	274.5	173.1			240.8	274.7

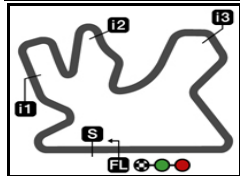
These data/results cannot be reproduced, stored and/or transmitted in whole or in part by any manner of electronic, mechanical, photocopying, recording, broadcasting or otherwise now known or herein after developed without the previous express consent by the copyright owner, except for reproduction in daily press and regular printed publications on sale to the public within 60 days of the event related to those data/results and always provided that copyright symbol appears together as follows below.

© DORNA, 2016

Official MotoGP Timing by TISSOT
www.motogp.com



Doha, Sunday, March 20, 2016




5380 m.

COMMERCIAL BANK GRAND PRIX OF QATAR

Race

Fastest Laps Sequence

Lap	Race Time	 Rider	Nation	Motorcycle	Time	Km/h	Riders's Lap
2	4'05.486	94 Jonas FOLGER	GER	KALEX	1'59.622	161.9	2
9	18'34.587	22 Sam LOWES	GBR	KALEX	1'59.611	161.9	9
20	40'36.312	22 Sam LOWES	GBR	KALEX	1'59.421	162.1	20

These data/results cannot be reproduced, stored and/or transmitted in whole or in part by any manner of electronic, mechanical, photocopying, recording, broadcasting or otherwise now known or herein after developed without the previous express consent by the copyright owner, except for reproduction in daily press and regular printed publications on sale to the public within 60 days of the event related to those data/results and always provided that copyright symbol appears together as follows below.

© DORNA, 2016

Official MotoGP Timing by TISSOT
www.motogp.com

Doha, Sunday, March 20, 2016

